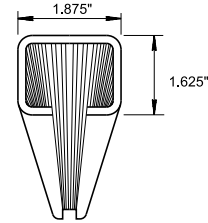
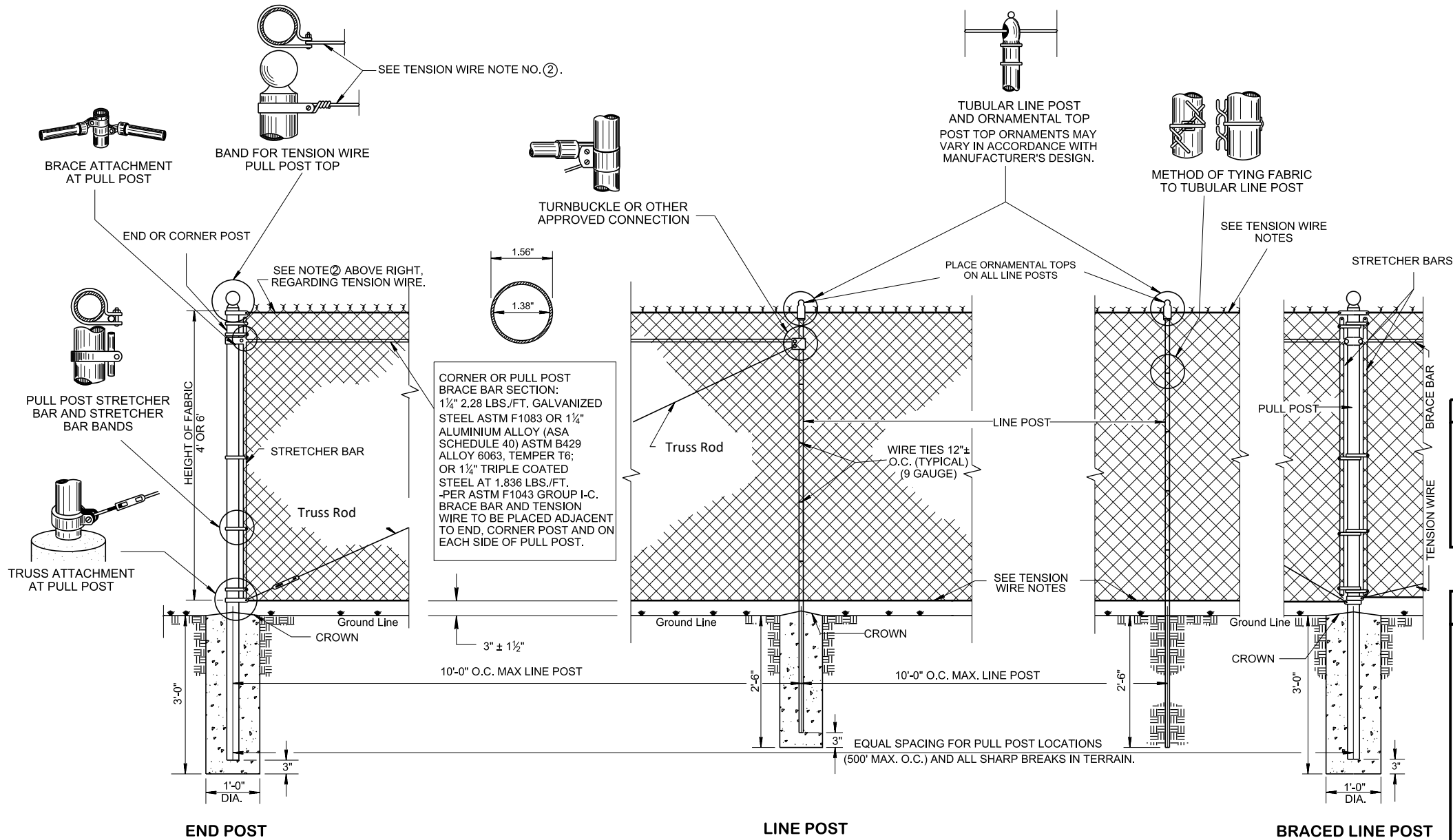


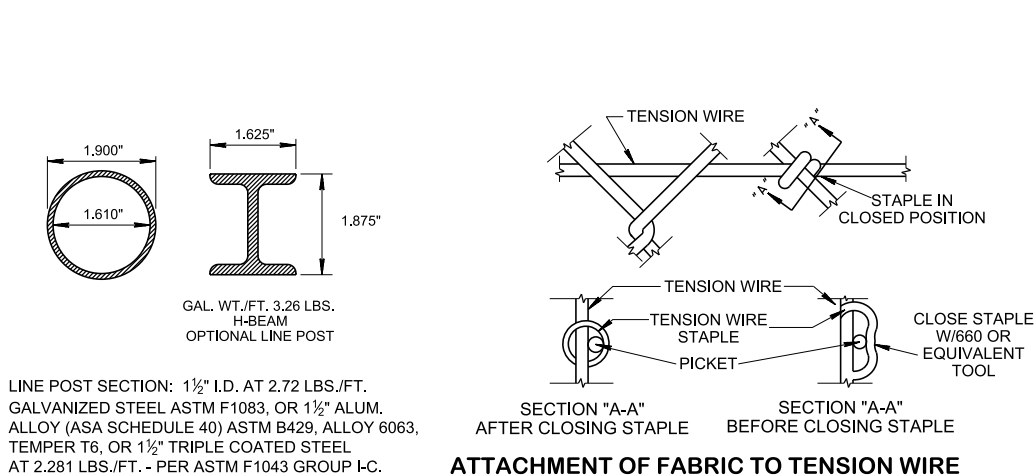
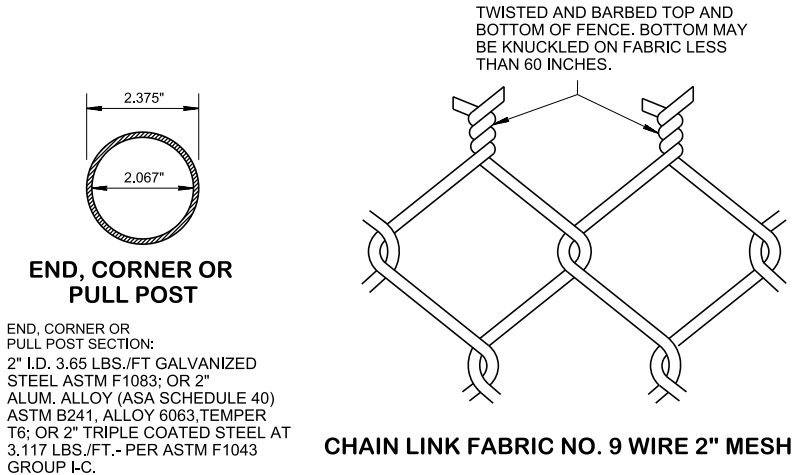
12/5/2019 2:48:03 PM
P:\StandDraw\DESIGN STANDARDS\Standards Drawings Library\Standard Roadway Drawings - CURRENT\In Progress\10-104.00 Roadway, Pavement Appurtenances and Fence IP\104.05 Fence & Right of Way M



OPTIONAL "C" LINE POST
SECTION: "C" GALVANIZED ROLLED
AT 2.34 LBS./FT. ASTM A570,
GRADE 45, 1.875" x 1.625".

- TENSION WIRE NOTES**
- 1 THE TENSION WIRE SHALL BE NO. 7 GAUGE COILED SPRING WIRE, TENSIONED ALONG THE TOP AND BOTTOM OF THE FABRIC AND SHALL BE COATED SIMILARLY TO THE RESPECTIVE WIRE FABRIC BEING USED.
 - 2 TENSION WIRES AT CORNER AND BRACE POSTS SHALL BE TIGHTENED TO NEAR OPTIMUM STRENGTH OF THE COMPONENTS PRIOR TO APPLYING TENSION TO THE TOP WIRE AND THE FENCE.

- GENERAL NOTES**
- (A) FENCE SHALL BE CONSTRUCTED IN ACCORDANCE WITH SECTION 707 OF STANDARD SPECIFICATIONS.
 - (B) MATERIALS SPECIFICATIONS SHALL COMPLY WITH SECTION 909, AND ALL REVISIONS THERETO.
 - (C) CONCRETE FOR BRACE, CORNER, AND GATE POSTS SHALL BE CLASS "A" IN ACCORDANCE WITH SECTION 604 OF THE STANDARD SPECIFICATIONS AND OF SIZE AND DIMENSION AS SHOWN.
 - (D) CLEARING AND GRUBBING PRIOR TO SETTING FENCE SHALL BE DONE IN ACCORDANCE WITH STANDARD SPECIFICATIONS SECTION 707.
 - (E) POLYVINYL CHORIDE FABRIC IN ACCORDANCE WITH AASHTO M181, TYPE IV, CLASS B, MAY BE SUPPLIED ONLY WHEN CALLED FOR ELSEWHERE ON THE PLANS.
 - (F) ACCEPTED QUANTITIES OF FENCE WILL BE PAID FOR AT THE CONTRACT UNIT PRICE PER LINEAR FOOT, COMPLETE IN PLACE, FOR THE KIND, SHAPES, AND DIMENSIONS OF FENCE STIPULATED OR SHOWN ON PLANS.
 - (G) PAYMENT FOR ALL COMPONENTS WILL BE MADE UNDER ITEM NUMBERS:
 - 707-01.01 CHAIN-LINK FENCE (4-FOOT), L.F.
 - 707-01.11 CHAIN LINK FENCE (6 FOOT), L.F.
 - 707-01.02 END & CORNER POST ASSEMBLY(CHAIN-LINK FENCE 4'), EACH
 - 707-01.12 END & CORNER POST ASSEMBLY(CHAIN-LINK FENCE 6'), EACH
 - 707-01.03 GATE - CHAIN-LINK FENCE-4 FOOT (DESCRIPTION), EACH
 - 707-01.04 GATE - CHAIN-LINK FENCE-4 FOOT (DESCRIPTION), EACH
 - 707-01.13 GATE - CHAIN-LINK FENCE-6 FOOT (DESCRIPTION), EACH
 - 707-01.14 GATE - CHAIN-LINK FENCE-6 FOOT (DESCRIPTION), EACH
 - 707-01.52 GATE - CHAIN-LINK FENCE (_ FOOT - DESCRIPTION), EACH
 - 707-01.53 GATE - CHAIN-LINK FENCE (_ FOOT - DESCRIPTION), EACH
 - (H) SEE STD. DWG. S-FG-11 FOR GATE DETAILS.



REV. 2-25-77: DELETED NOTE REGARDING GRADING AND ADDED NOTE REGARDING CLEARING AND GRUBBING, ADDING OPTIONAL "C" AND "H" LINE POST, DELETED "2" BATTER AND ADDED "CROWN" FOR TOP OF CONC. FOOTING, ADDED TENSION WIRE AT BOTTOM OF FENCE.

REV. 7-17-81: CHANGE ITEM NO. TO AGREE WITH NEW SPECIFICATION BOOK.

REV. 1-19-99: CHANGED VARIOUS SPECIFICATIONS AND GENERAL NOTES.

REV. 6-30-00: MOVED TOP HORIZONTAL BRACE PIECE TO A POINT 6" BELOW TOP OF CHAIN LINK FABRIC.

REV. 5-27-01: CHANGED PAY ITEMS IN GENERAL NOTE ③.

REV. 5-14-10: ADDED GATE ITEM NUMBERS.

REV. 11-15-17: CHANGED FONT, CORRECTED MISSPELLINGS, LABELED ELEVATION VIEW PER POST TYPE, ADDED DIMENSIONS TO HEIGHT OF FABRIC.

REV. 06-28-2019: REDREW SHEET.

MINOR REVISION - FHWA
APPROVAL NOT REQUIRED

STATE OF TENNESSEE
STANDARD
DRAWING
DEPARTMENT OF TRANSPORTATION

STANDARD
RIGHT-OF-WAY
CHAIN LINK FENCE