

1. THE CONTRACTOR SHALL COMPLY WITH ALL AIRPORT, FEDERAL, STATE AND LOCAL SAFETY REGULATIONS.
2. THE CONTRACTOR SHALL COMPLY WITH ALL CITY, COUNTY AND STATE TRAFFIC REGULATIONS CONCERNING THE USE OF STREETS AND ROADWAYS FOR HAULING. ANY DAMAGE DONE TO THE ROADWAYS DUE TO THE CONTRACTOR'S EQUIPMENT OR HAULING OPERATIONS SHALL BE REPAIRED, TO THE AGENCY'S SATISFACTION, AT NO COST TO THE OWNER.
3. THE CONTRACTOR SHALL TAKE ALL PRECAUTIONARY MEASURES TO PROTECT EXISTING FACILITIES, WHICH ARE TO REMAIN IN PLACE, FROM DAMAGE. ALL SUCH IMPROVEMENTS OR STRUCTURES DAMAGED BY THE CONTRACTOR'S OPERATIONS SHALL BE REPAIRED OR RECONSTRUCTED BY THE CONTRACTOR, SATISFACTORY TO THE OWNER, AT THE EXPENSE OF THE CONTRACTOR.
4. THE CONTRACTOR IS ADVISED THAT OTHER CONSTRUCTION MAY BE IN PROGRESS DURING ALL OR PART OF THIS PROJECT. THE CONTRACTOR SHALL COORDINATE HIS/HER WORK WITH THE WORK OF OTHER CONTRACTORS ON MEMPHIS AIRPORT PROJECTS. SEE CONTRACT DOCUMENTS FOR OTHER REQUIREMENTS AND PROCEDURES TO BE FOLLOWED DURING CONSTRUCTION.
5. SOME EXISTING UTILITIES HAVE BEEN SHOWN ON THE CONSTRUCTION DRAWINGS FOR THE CONVENIENCE OF THE CONTRACTOR. ONLY PORTIONS OF THE EXISTING RUNWAY AND TAXIWAY LIGHTING DUCTS AND CABLE ARE SHOWN. THE CONTRACTOR SHALL BEAR FULL RESPONSIBILITY FOR THE PROTECTION OF UTILITIES. THE OWNER AND PROGRAM MANAGER BEAR NO RESPONSIBILITY FOR UTILITIES NOT SHOWN ON THE PLANS OR NOT IN THE LOCATION SHOWN ON THE PLANS. CONTRACTOR SHALL VERIFY THE EXACT LOCATION OF EXISTING UTILITIES PRIOR TO CONSTRUCTION. AT LEAST FORTY-EIGHT (48) HOURS PRIOR TO BEGINNING CONSTRUCTION THE CONTRACTOR SHALL CONTACT:

MLGW (ELECTRIC & WATER)	PHONE: 1-901-528-4728
CITY OF MEMPHIS (SAN. SEWER)	PHONE: 1-901-576-6725
FAA FACILITIES	PHONE: 1-901-322-8180
MSCAA AIRFIELD ELECTRICIAN	PHONE: 1-901-922-0124
FEDEX	PHONE: 1-901-244-6772
AIRPORT OPERATIONS	PHONE: 1-901-922-8117

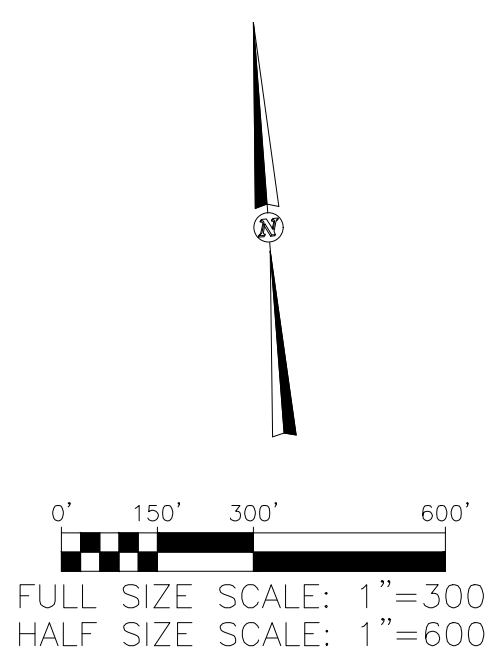
6. REFER TO THE ELECTRICAL & DEMOLITION DRAWINGS FOR REMOVAL OF EXISTING EDGE LIGHTS, TRANSFORMER CANS AND OTHER ELECTRICAL FACILITIES WITHIN THE WORK AREA.
7. THE CONTRACTOR IS RESPONSIBLE FOR ALL CONSTRUCTION SURVEYING. ANY DEVIATIONS FROM EXISTING GRADES AS SHOWN ON THE PLANS SHALL BE IMMEDIATELY REPORTED TO THE PROGRAM MANAGER. EXISTING AIRPORT SURVEY MONUMENTS ARE LOCATED THROUGHOUT THE CONSTRUCTION AREA. THE CONTRACTOR SHALL AT HIS EXPENSE, HAVE A TENNESSEE REGISTERED LAND SURVEYOR REPLACE ANY DISTURBED MONUMENT USING FIRST ORDER TECHNIQUES. REPLACED MONUMENTS SHALL BE REPLACED PER MSCAA DETAILS AND SHALL BE PLACED AT LEAST 10', BUT NOT MORE THAN 50' FROM THE ORIGINAL MONUMENT.
8. THE OWNER RESERVES THE RIGHT TO MAKE REVISIONS TO THE FINISHED ELEVATIONS AND GRADIENTS. IF CHANGES ARE NECESSARY, THE OWNER WILL FURNISH A REVISED GRADING OR PAVING PLAN PRIOR TO CONSTRUCTION WITHIN THAT AREA.
9. ALL EXISTING SHOULDER PAVEMENT INTERFACES SHALL BE MILLED, OR AS SHOWN ON DETAILS.
10. ALL PROPOSED STRUCTURES, I.E. STORM DRAIN MANHOLE/DROP INLETS AND ELECTRICAL PULL BOXES WERE DESIGNED, AND SHALL BE CONSTRUCTED IN ACCORDANCE WITH THE STRUCTURAL REQUIREMENTS OF FEDERAL AVIATION ADMINISTRATION ADVISORY CIRCULARS, UNLESS OTHERWISE NOTED.
11. THIS PROJECT REQUIRES A MINIMUM SAFETY ZONE OF 250 FEET FROM THE CENTERLINE OF AN ACTIVE RUNWAY AND 142.5 FEET FROM THE CENTERLINE OF AN ACTIVE TAXIWAY. NO CONSTRUCTION ACTIVITY CAN TAKE PLACE IN THIS SAFETY ZONE WITHOUT PRIOR APPROVAL OF THE OWNER, CLOSURE OF PAVEMENT AND ISSUANCE OF APPROVED NOTAM.
12. REFER TO THE OPERATIONAL PLAN OR PHASING PLAN FOR ACCESS POINTS TO BE USED BY THE CONTRACTOR FOR THIS PROJECT.
13. SPECIFICATIONS ARE PROVIDED WHICH REQUIRE THE CONTRACTOR TO APPLY WATER, CHEMICALS, VEGETATION OR OTHER MATERIALS TO PREVENT THE OCCURRENCE OF DUST WHICH IS OBJECTIONABLE TO THE OPERATIONS OR USERS OF THE AREA. THESE SHALL INCLUDE, BUT ARE NOT LIMITED TO, AIRPORT AUTHORITY OPERATIONS, MAINTENANCE, AIRCRAFT OPERATIONS AND AIRFIELD OPERATIONS. THE CONTRACTOR SHALL ALSO DISCONTINUE OPERATIONS, WHICH VIOLATE EXISTING LAWS AND REGULATIONS OR CREATE AN UNDUE HAZARD TO AIR TRAFFIC. ALL COST FOR CONTROLLING DUST OR POLLUTANTS TO THE AIR OF ANY KIND SHALL BE INCIDENTAL TO THE CONTRACT.

14. THE CONTRACTOR SHALL CONDUCT THE FINAL CLEANING OF AFFECTED AIRPORT PAVEMENTS PRIOR TO REOPENING THE PAVEMENTS TO AIR TRAFFIC. THE CONTRACTOR IS RESPONSIBLE FOR CONTINUOUS DAILY CLEAN UP OF HIS/HER WORK AREA. THE CONTRACTOR SHALL CONDUCT POWER VACUUM AND HAND CLEANING OF AFFECTED AIRPORT PAVEMENTS PRIOR TO REOPENING EACH PHASE OF THE PAVEMENTS TO AIR TRAFFIC. CONTRACTOR SHALL CONDUCT POWER VACUUM AND HAND CLEANING OF ACTIVE TAXIWAYS AND RUNWAYS IMMEDIATELY FOLLOWING ANY ACCESS ONTO OR CROSSING OF THE PAVEMENT BY CONSTRUCTION TRAFFIC.
15. PRIOR TO THE START OF WORK ON THE PROJECT, THE CONTRACTOR SHALL SUBMIT THE FOLLOWING INFORMATION FOR REVIEW BY THE PROGRAM MANAGER:
 - A. A DETAILED PROGRESS SCHEDULE SHOWING THE PROPOSED SCHEDULE OF WORK.
 - B. A SAFETY PLAN OUTLINING HOW THE SAFETY NOTES IN THESE PLANS AND SPECIFICATIONS WILL BE FOLLOWED DURING THE COURSE OF THE PROJECT.
 - C. A COMPLETE LIST OF EQUIPMENT AND PERSONNEL TO BE USED INCLUDING STANDBY EQUIPMENT.
16. THE CONTRACTOR IS REQUIRED TO PROVIDE LIGHTING FOR CONSTRUCTION DURING THE HOURS OF DARKNESS AS REQUIRED BY THE SPECIFICATIONS. COSTS FOR LIGHTING SHALL BE INCIDENTAL TO THE CONTRACT.
17. THE CONTRACTOR IS ADVISED THAT FAILURE TO COMPLETE WORK IN THE ALLOTTED TIME, INCLUDING INTERMEDIATE MILESTONES AND TOTAL PROJECT TIME, WILL RESULT IN THE ASSESSMENT OF LIQUIDATED DAMAGES. SEE SPECIAL CONDITION SPECIFICATION SECTION 01100.
18. THE EXACT LIMITS, LIGHTING AND SECURITY REQUIREMENTS OF THE CONTRACTOR'S STAGING AND STORAGE AREA SHALL BE ESTABLISHED BY THE CONTRACTOR WITH THE APPROVAL OF THE PROGRAM MANAGER IN THE GENERAL AREAS SHOWN ON THE PLANS. ANY AND ALL REQUIRED UTILITIES FOR THE CONTRACTOR'S OPERATIONS SHALL BE ARRANGED FOR AND PAID FOR BY THE CONTRACTOR DIRECTLY WITH THE APPROPRIATE UTILITY. UTILITY ARRANGEMENTS SHALL BE SUBJECT TO THE APPROVAL OF THE PROGRAM MANAGER. THE CONTRACTOR SHALL USE THE STORAGE AND STAGING AREA SHOWN ON THE PLANS FOR HIS/HER SHOP, MATERIAL AND EQUIPMENT STORAGE AND OTHER PROJECT RELATED ACTIVITIES, INCLUDING EMPLOYEE PARKING. ALL COSTS ASSOCIATED WITH PREPARING THE STORAGE AND STAGING AREA SITE SHALL BE BORNE BY THE CONTRACTOR PER SPEC P-140. THIS INCLUDES BUT IS NOT LIMITED TO, CLEARING AND GRADING OF THE SITE, CONSTRUCTION OF ALL TEMPORARY UTILITIES, ACCESS ROADS, ALL SECURITY FENCING, CLEAN-UP AND RESTORATION OF SITE TO ORIGINAL CONDITION.

19. THE AREA OF WORK SHOWN ABOVE IS INTENDED TO BE AN APPROXIMATE GRAPHICAL REPRESENTATION ONLY.
20. SEE SHEET G-PH-12 FOR CONTRACTOR ACCESS ROUTES.
21. SEE SHEET G-HZ-06 FOR AIRPORT CONTROL POINTS AND SURVEY BENCHMARKS.

LEGEND

CONTROL POINTS (SEE SHEET G-HZ-06)	▲ AP67
PROPOSED PORTLAND CEMENT CONCRETE PAVEMENT (FULL STRENGTH) P-501	
PROPOSED ASPHALTIC CONCRETE PAVEMENT S-403	
STORAGE AND STAGING AREA	
APPROXIMATE PROJECT LIMITS	- - - - -



Drawing name: L:\18-1413-02\DRAWINGS\G-PL-05.dwg 22x34 May 07, 2026 2:11pm by: tjbson



MEMPHIS INTERNATIONAL AIRPORT
2491 WINCHESTER RD., SUITE 113
MEMPHIS, TENNESSEE
38116-3856

PROGRAM MANAGER
Foth
Program Management Consultant
Foth Infrastructure & Environment, LLC
Memphis, TN
901.921.6256
JOB NO.

Allen&Hoshall
engineers-architects-surveyors
1661 INTERNATIONAL DRIVE
SUITE 100
MEMPHIS, TENNESSEE 38120
PHONE: 901-820-0820
FAX: 901-683-1001

JOB NO. **72198-B**
ENGINEER-SUBCONSULTANT
POWERS HILL DESIGN
CIVIL ENGINEERING, CIVIL RESPONSIBILITY.
50 Monroe Avenue
Suite 420
Memphis, TN 38103
Tel: 901.543.8000
JOB NO.

DRAWN BY: **RNP**
CHECKED BY: **HP**
APPROVED BY: **TG**

This information is released solely for its use in the interest of the Memphis-Shelby County Airport Authority (MSCAA) or its tenants. All drawings received from MSCAA or produced for MSCAA as a work product shall be regarded as privileged information, not to be released to others without the express written permission of MSCAA. Your acceptance of the released materials establishes your understanding of, and commitment to, providing adequate control of the materials issued and produced.

ISSUED FOR BID

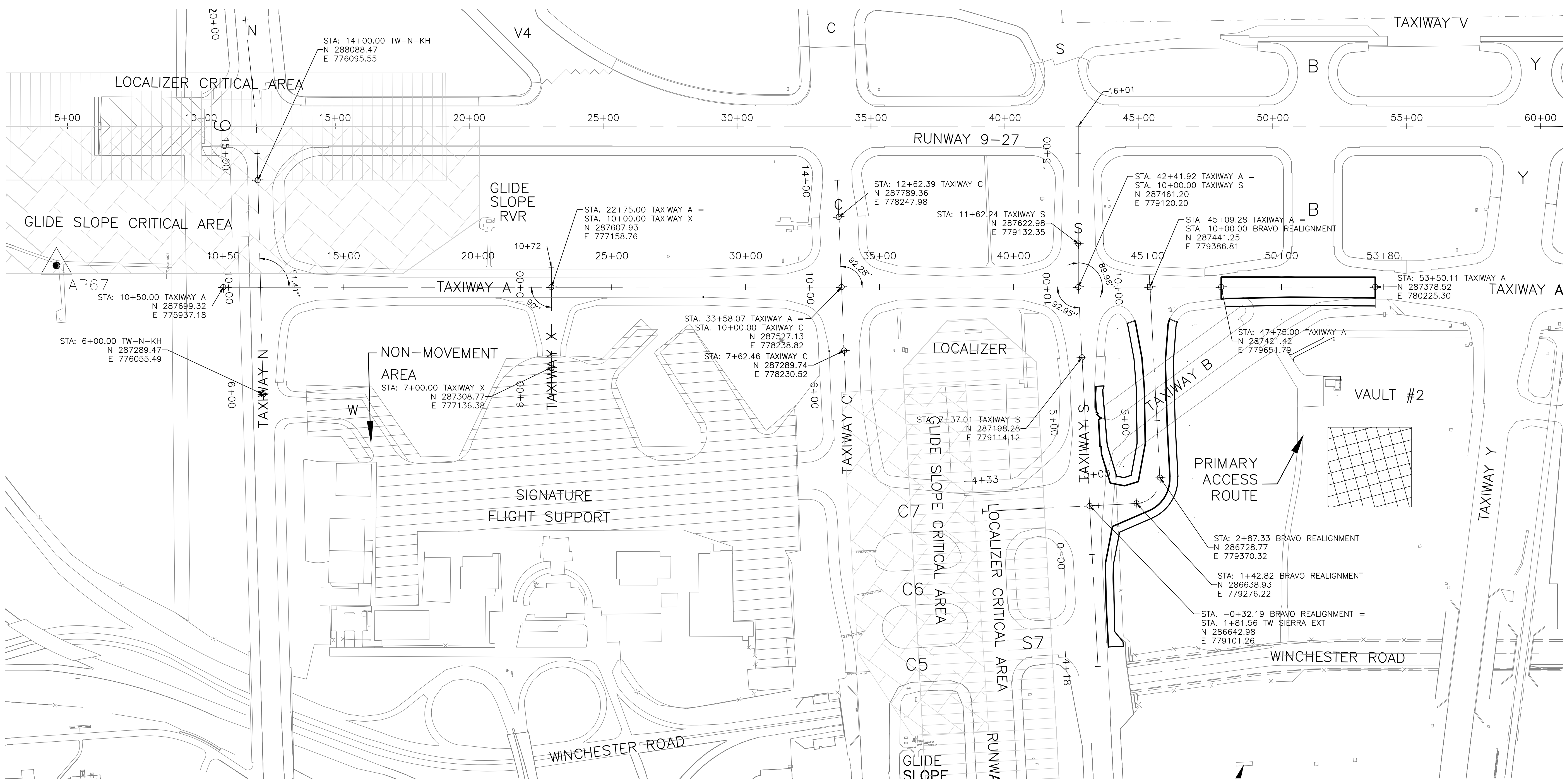
NO.	DESCRIPTION	DATE	BY
REVISIONS			

PROJECT:
TAXIWAY BRAVO RECONFIGURATION (HOT SPOT 1)

SHEET TITLE:
PROJECT LAYOUT PLAN AND GENERAL NOTES

MSCAA NO. **18-1413-04**
DWG. FILE NAME **G-PL-05.DWG**
DATE **05/08/26** DWG NO.
SCALE **G-PL-05**
FACILITY NO. **NONE** SHEET NO.

Drawing name: L:\18-1413-02\DRAWINGS\G-HZ-06.dwg 22x34 May 07, 2026 2:10pm by: tgbison

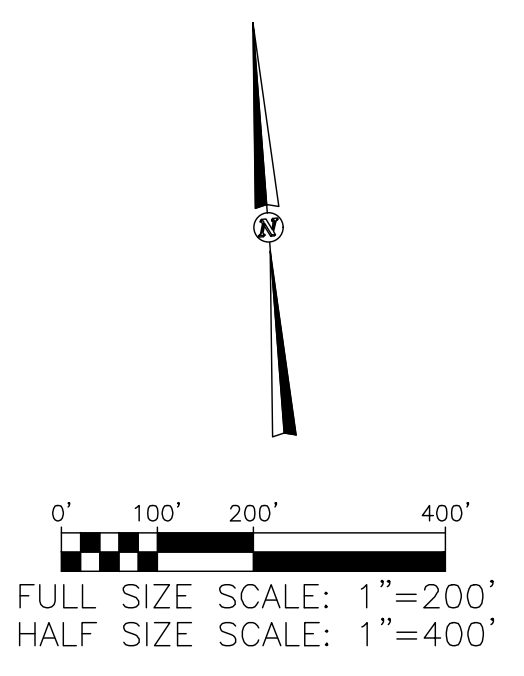


PROJECT CONTROL POINTS AND SURVEY BENCHMARKS

CPT NO.	COORDINATES			DESCRIPTION
	NORTH	EAST	ELEV.	
△AP67	287826.456	775321.939	253.30	ALUM. SURV. DISK "MSCAA PRIMARY CONTROL PNT. 67"

CONTROL POINT NOTES:

- THESE VALUES ARE BASED ON GPS OBSERVATIONS SPECIFIC TO THIS PROJECT AND DIFFER FROM THE MSCAA PUBLISHED VALUES DATED MAY 2008.
- THE VALUES SHOWN ABOVE WERE USED FOR THIS DESIGN PROJECT AND ARE RELATIVE TO ANY/ALL COORDINATES OR BEARINGS SHOWN HEREIN.
- COORDINATES ARE TENNESSEE STATE PLANE, NAD 83



MEMPHIS INTERNATIONAL AIRPORT
2491 WINCHESTER RD., SUITE 113
MEMPHIS, TENNESSEE
38116-3856

PROGRAM MANAGER
Foth
Program Management Consultant
Foth Infrastructure & Environment, LLC
Memphis, TN
901.921.6256
JOB NO.

Allen&Hoshall
engineers-architects-surveyors
1661 INTERNATIONAL DRIVE
SUITE 100
MEMPHIS, TENNESSEE 38120
PHONE: 901-820-0820
FAX: 901-683-1001
JOB NO. 72198-B

ENGINEER-SUBCONSULTANT
POWERS HILL DESIGN
CIVIL ENGINEERING, CIVIL INSPECTOR
50 Monroe Avenue
Suite 420
Memphis, TN 38103
Tel: 901.543.8000
JOB NO.

DRAWN BY: RNP
CHECKED BY: HP
APPROVED BY: TG

This information is released solely for its use in the interest of the Memphis-Shelby County Airport Authority (MSCAA) or its tenants. All drawings received from MSCAA or produced for MSCAA as a work product shall be regarded as privileged information, not to be released to others without the express written permission of MSCAA. Your acceptance of the released materials establishes your understanding of, and commitment to, providing adequate control of the materials issued and produced.

ISSUED FOR BID

NO.	DESCRIPTION	DATE	BY
REVISIONS			

PROJECT:
TAXIWAY BRAVO RECONFIGURATION (HOT SPOT 1)

SHEET TITLE:
PROJECT HORIZONTAL AND VERTICAL CONTROL

MSCAA NO. **18-1413-04**
DWG. FILE NAME **G-HZ-06.DWG**
DATE **05/08/26** DWG NO. **G-HZ-06**
SCALE SHEET NO.
FACILITY NO. **NONE**

OPERATIONAL NOTES

- ALL OF THE CONTRACTOR'S MOVEMENTS AND ACTIVITIES WITHIN THE AIRPORT PROPERTY SHALL BE CLOSELY COORDINATED WITH THE PROGRAM MANAGER AND SHALL BE IN COMPLIANCE WITH THE PROVISIONS OF THE CONTRACT DOCUMENTS AND FAA ADVISORY CIRCULAR 150/5370-2G, "OPERATIONAL SAFETY ON AIRPORTS DURING CONSTRUCTION". NO WORK WILL BE ALLOWED WITHIN TAXIWAY AND RUNWAY SAFETY CONSTRUCTION AREAS, WHICH ARE DESIGNATED AS AREAS, WITHIN 142.5' OF CENTERLINE OF ANY TAXIWAY AND WITHIN 250' OF CENTERLINE OF ANY RUNWAY, UNLESS FULLY COORDINATED WITH THE PROGRAM MANAGER AND/OR UNLESS THE AFFECTED FACILITY OR PAVEMENT HAS BEEN CLOSED TO AIRCRAFT. UNDER NO CIRCUMSTANCES WILL THE CONTRACTOR BE ALLOWED TO CROSS ANY ACTIVE RUNWAY OR TAXIWAY OR AIRCRAFT MOVEMENT AREA OR OTHERWISE BE ALLOWED TO OPERATE WITHIN RUNWAY OR TAXIWAY SAFETY AREAS UNLESS THE PROGRAM MANAGER DETERMINES THAT THE WORK REQUIRES THE MOVEMENT. THIS WORK SHALL BE APPROVED BY THE PROGRAM MANAGER AND A NOTAM ISSUED.
- SPECIAL ACCESS REQUIREMENTS AND OPERATING LIMITATIONS ARE REQUIRED INSIDE THE SECURITY FENCE. THE CONTRACTOR SHALL DELINEATE WORK LIMITS WITHIN THESE AREAS AS PER PHASING PLAN. CONFINE MEN, EQUIPMENT AND MATERIALS OUTSIDE OF OBJECT FREE AREA (OFA) WHEN A TAXIWAY OR RUNWAY IS ACTIVE. SEE THE SPECIFICATIONS FOR SPECIAL CONDITIONS AND FOR OTHER CONDITIONS RELATING TO SAFETY.
- THE CONTRACTOR SHALL HAVE ACCESS TO THE AIRPORT ONLY AT THE LOCATIONS DESIGNATED ON THE PLANS. ALL OTHER ACCESS SHALL BE BY SPECIAL REQUEST AND SUBJECT TO APPROVAL BY THE OWNER. THE CONTRACTOR SHALL PROVIDE (CONTRACTOR FURNISHED) SECURITY GUARD HOUSES EQUIPPED WITH POWER, AIR CONDITIONING AND HEAT FOR SECURITY PERSONNEL. THE CONTRACTOR SHALL COORDINATE WITH MSCAA SECURITY TO PROVIDE SECURITY PERSONNEL TO CONTROL MOVEMENTS THROUGH THE CONTRACTOR'S ACCESS GATE UNLESS THE GATE REMAINS LOCKED. NO CONTRACTOR PERSONNEL OR EQUIPMENT WILL BE PERMITTED TO CROSS ANY ACTIVE TAXIWAY OR RUNWAY WITHOUT A CONTRACTOR PROVIDED ESCORT WITH CLASS III DRIVING PRIVILEGES OR APPROVAL OF THE GATE GUARD. GATE GUARDS WILL BE PROVIDED BY MSCAA. THE CONTRACTOR WILL PROVIDE A PORTABLE TOILET FACILITY FOR THE EXCLUSIVE USE OF THE GATE GUARD AT NO ADDITIONAL COST TO THE OWNER.
- RUNWAY, TAXIWAYS, APRON PAVEMENTS, NAVAIDS AND UNDERGROUND FACILITIES (TO REMAIN) MUST BE PROTECTED FROM DAMAGE CAUSED BY THE CONTRACTOR'S EQUIPMENT. ANY DAMAGE TO PAVEMENTS OR FACILITIES CAUSED BY THE CONTRACTOR'S PERSONNEL OR EQUIPMENT SHALL BE REPAIRED IN A MANNER APPROVED BY THE PROGRAM MANAGER BY THE CONTRACTOR AT NO COST TO THE OWNER. THE CONTRACTOR SHALL BE RESPONSIBLE FOR THE LOCATION AND IDENTIFICATION OF ALL EXISTING UTILITIES AND UNDERGROUND PIPELINES IN THE CONSTRUCTION AREA. ANY DAMAGES TO EXISTING UTILITIES OR UNDERGROUND PIPELINES ON OR OFF AIRPORT PROPERTY SHALL BE THE RESPONSIBILITY OF THE CONTRACTOR. ALL REPAIR WORK SHALL MEET THE APPROVAL OF THE OWNER OF THE DAMAGED UTILITY. NO REIMBURSEMENT WILL BE ALLOWED FOR UTILITY/PIPE REPAIR OR REPLACEMENT.
- AIRCRAFT OPERATIONS SHALL HAVE PRIORITY OVER ALL VEHICLES, EQUIPMENT AND PERSONNEL AT ALL TIMES. THE CONTRACTOR SHALL EMPLOY STRICT MEASURES TO PREVENT ANY CONFLICT BETWEEN HIS/HER PERSONNEL AND AIRCRAFT ON ANY ACTIVE AIRFIELD PAVEMENT. THE CONTRACTOR AND SUB-CONTRACTORS SHALL REMAIN CLEAR OF ACTIVE RUNWAYS AND TAXIWAYS.
- IN ORDER FOR THE CONTRACTOR TO OPERATE WITHIN AIRPORT PROPERTY, APPROPRIATE NOTICES TO AIRMEN (NOTAMS) MUST BE ISSUED BY THE OWNER. THESE NOTICES PROVIDE INFORMATION ON CLOSED, LIMITED, OR HAZARDOUS CONDITIONS TO AIRMEN AND USERS OF THE AIRPORT. A 48-HOUR NOTICE IS REQUIRED FOR ISSUANCE OF THE PROPER NOTAM. ALL CONSTRUCTION OPERATIONS MUST BE CLOSELY COORDINATED WITH THE PROGRAM MANAGER FOR NOTAM ISSUANCE.

- PRIOR TO OPENING FOR USE, THE CONTRACTOR WILL HAVE READY FOR OPERATIONS AND ALLOW ADEQUATE TIME FOR INSPECTION BY AIRPORT OPERATIONS ANY PAVEMENT OR APRON THAT HAS BEEN CLOSED FOR WORK, OR THAT HAS BEEN USED FOR A CROSSING POINT OR HAUL ROUTE BY THE CONTRACTOR. NO BARRICADES SHALL BE REMOVED UNTIL THE INSPECTION BY AIRPORT OPERATIONS IS COMPLETE.
- CONTRACTOR SHALL KEEP CONSTRUCTION EQUIPMENT BELOW PART 77 SURFACES AT ALL TIMES. IF THE PROJECT REQUIRES THE CONTRACTOR TO PENETRATE ANY PART 77 SURFACE WITH CONSTRUCTION EQUIPMENT DURING CONSTRUCTION THE CONTRACTOR MUST SUBMIT A 7460-1 OBSTRUCTION EVALUATION TO THE FAA. MSCAA CAN ASSIST WITH 7460-1 SUBMISSION. CONTRACTOR WILL FOLLOW PARAMETERS AS STUDIED AND DETERMINED FROM THE 7460 AIRSPACE STUDY. A NOTAM MUST BE ISSUED BEFORE ANY PENETRATION OCCURS.

GENERAL NOTES

- CONTRACTOR MUST HAVE CLASS III DRIVER ESCORT AT ALL TIMES IN THE WORK AREA DURING CONSTRUCTION. THIS IS TO ENSURE SOMEONE ON THE WORK AREA (EVEN IF CLOSED PAVEMENT) IS FULLY AWARE OF ALL AOA REQUIREMENTS THAT A CLASS II DRIVER WOULDN'T KNOW.
- CONTRACTOR MUST HAVE SAFETY MEETING EVERY MORNING THAT SPECIFICALLY GOES OVER PAVEMENT CLOSURES AND WORK AREAS PRIOR TO STARTING WORK. DAILY CLOSURE AND WORK PLAN MUST BE PROVIDED TO THE PROGRAM MANAGER.

BARRICADE NOTES

- THE CONTRACTOR SHALL PROVIDE LOW PROFILE BARRICADES ALONG TAXIWAY EDGES WHEREVER OPEN EXCAVATIONS OR IRREGULAR GRADES ARE LEFT WITHIN THE SAFETY AREA OF AN ACTIVE RUNWAY OR TAXIWAY OR WHERE TEMPORARY PAVEMENT CLOSURES OR AIRCRAFT LIMITATIONS ARE REQUIRED. BARRICADES SHALL BE LINKED TOGETHER OR PLACED AS NOTED ALONG THE AFFECTED PAVEMENT EDGE OR ACCESS TO A CLOSED RUNWAY OR TAXIWAY. ALL TYPE I BARRICADES SHALL BECOME THE PROPERTY OF THE OWNER AND SHALL BE STOCKPILED FOR THE OWNER'S USE AT A LOCATION ON AIRPORT PROPERTY DESIGNATED BY OWNER AFTER COMPLETION OF THE PROJECT. ALL COSTS ASSOCIATED WITH THESE ITEMS ARE INCIDENTAL TO THE WORK INVOLVED.
- BARRICADES SHALL BE PLACED AS SHOWN ON THE OPERATIONAL PLAN SHEETS G-SP-08 THROUGH G-SP-10 TO DELINEATE THE CONTRACTORS WORK AREAS.
- BARRICADES SHALL BE AS SHOWN ON DETAILS, SHEET G-PH-11. ALL INCIDENTAL CONNECTORS, SPACERS, SPLICE PLATES, ETC., SHALL BE PAINTED WHITE.
- ALL BARRICADES SHALL BE CHECKED VISUALLY FOR SIGNS OF WEAR AND TEAR ON A WEEKLY BASIS AND SHALL BE REPAINTED AND/OR REPLACED WHEN DEEMED APPROPRIATE BY THE PROGRAM MANAGER. THE CONDITION OF LIGHTING UNITS SHALL BE CHECKED DAILY AND ALL LIGHT FIXTURES SHALL BE VERIFIED OPERATING BY THE CONTRACTOR BEFORE THE CONTRACTOR CEASES OPERATION EACH DAY. THE AREAS AROUND ALL BARRICADES SHALL BE CLEANED AT LEAST ONCE EACH WEEK AND THE CONTRACTOR SHALL SWEEP UP ACCUMULATED DEBRIS AND REMOVE IT FROM THE SITE. ALL ACTIVITIES CONDUCTED ADJACENT TO ACTIVE RUNWAYS OR TAXIWAYS SHALL BE COORDINATED WITH THE PROGRAM MANAGER.
- BARRICADES ALONG ACTIVE APRON, RUNWAY OR TAXIWAY PAVEMENT SHALL BE PLACED APPROXIMATELY 10 FEET FROM THE EDGE OF THE FULL STRENGTH PAVEMENT, WHERE POSSIBLE OR AT THE CONSTRUCTION RUNWAY OR TAXIWAY SAFETY AREA LIMIT.
- ALTERNATE FORMS OF BARRICADES MAY BE PROPOSED BY THE CONTRACTOR WHICH MEET THESE FUNCTIONAL REQUIREMENTS AND FAA STANDARDS. APPROVALS OF ANY SUCH SUBSTITUTION (IF GRANTED) SHALL BE BY AIRPORT OPERATIONS AND THE PROGRAM MANAGER.
- THE FINAL LOCATION FOR THE BARRICADES SHALL BE ESTABLISHED IN THE FIELD WITH CONCURRENCE FROM AIRPORT OPERATIONS AND THE PROGRAM MANAGER.
- BARRICADES SHALL BE PAID FOR UNDER ITEM S-100-6.3. PLACEMENT, MAINTENANCE AND SUBSEQUENT RELOCATION AND REMOVAL OF THE BARRICADES SHALL BE INCIDENTAL TO THE ITEM.
- THE CONTRACTOR SHALL HAVE REPLACEMENT LIGHTS ON SITE AND SHALL REPLACE LIGHTS WITHIN ONE HOUR OF NOTIFICATION BY THE PROGRAM MANAGER OR AIRPORT PERSONNEL. CONTRACTOR SHALL PROVIDE THE NAME AND TELEPHONE NUMBER FOR AN ON-CALL REPRESENTATIVE 24 HOURS PER DAY, SEVEN DAYS PER WEEK TO REPLACE INOPERATIVE LIGHTS. THE REPRESENTATIVE SHALL RESPOND TO THE SITE WITHIN ONE HOUR OF BEING NOTIFIED.
- BARRICADES SHALL BE PLACED SO THAT LIGHTS ARE ALTERNATING FLASHING AND STEADY.

REOPENING OF A CLOSED SURFACE

- PRIOR TO THE COMPLETION OF ANY PHASE, ALL TAXIWAY SURFACES TO BE REOPENED AT THE COMPLETION OF THE PHASE SHALL BE SWEEPED AND VACUUMED CLEAN. ALL WORK SHALL BE COMPLETE AND ACCEPTED BY THE PROGRAM MANAGER AND OPERATIONS PRIOR TO OPENING FOR AIRCRAFT USE.
- PRIOR TO THE REMOVAL OF ANY BARRICADES OR LIGHTED CONES, THE CONTRACTOR SHALL REQUEST, THROUGH THE PROGRAM MANAGER, AN INSPECTION BY AIRPORT OPERATIONS. A FOUR HOUR NOTICE MUST BE GIVEN FOR EXTENDED CLOSURES FOR THE INSPECTION. NO TAXIWAY MAY BE REOPENED UNTIL AIRPORT OPERATIONS HAS PERFORMED THE INSPECTION AND APPROVED THE REOPENING. SURFACES BELOW AND AROUND THE BARRICADES AND CONES MUST BE CLEANED PRIOR TO REQUESTING THE INSPECTION.

Drawing name: L:\18-1413-02\DRAWINGS\G-SP-07.dwg 22x34 May 07, 2026 2:11pm By: tlgibson



MEMPHIS INTERNATIONAL AIRPORT
2491 WINCHESTER RD., SUITE 113
MEMPHIS, TENNESSEE
38116-3856

PROGRAM MANAGER

Foth
Program Management Consultant
Foth Infrastructure & Environment, LLC
Memphis, TN
901.921.6256

JOB NO.

Allen & Hoshall
engineers-architects-surveyors
1661 INTERNATIONAL DRIVE
SUITE 100
MEMPHIS, TENNESSEE 38120
PHONE: 901-820-0820
FAX: 901-483-1001

JOB NO. 72198-B

ENGINEER-SUBCONSULTANT

POWERS HILL DESIGN
CIVIL ENGINEERING. CIVIL RESPONSIBILITY.
80 Monroe Avenue
Suite 420
Memphis, TN 38103
Tel: 901.543.8000

JOB NO.

DRAWN BY: RNP

CHECKED BY: HP

APPROVED BY: TG

This information is released solely for its use in the interest of the Memphis-Shelby County Airport Authority (MSCAA) or its tenants. All drawings received from MSCAA or produced for MSCAA as a work product shall be regarded as privileged information, not to be released to others without the express written permission of MSCAA. Your acceptance of the released materials establishes your understanding of, and commitment to, providing adequate control of the materials issued and produced.

ISSUED FOR BID

NO.	DESCRIPTION	DATE	BY
REVISIONS			

PROJECT:

TAXIWAY BRAVO RECONFIGURATION (HOT SPOT 1)

SHEET TITLE:

OPERATIONAL NOTES

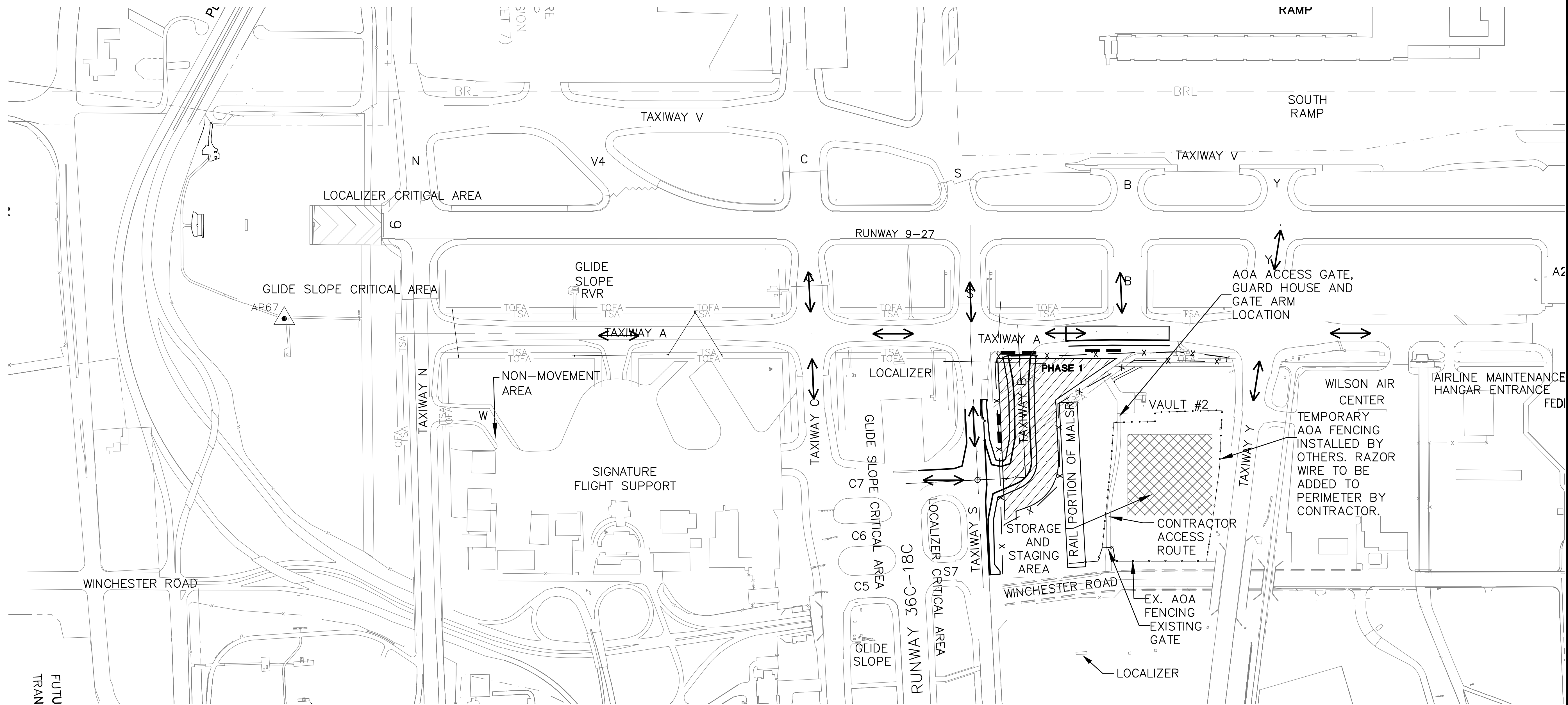
MSCAA NO. **18-1413-04**

DWG. FILE NAME **G-SP-07.DWG**

DATE **05/08/26** DWG NO. **G-SP-07**

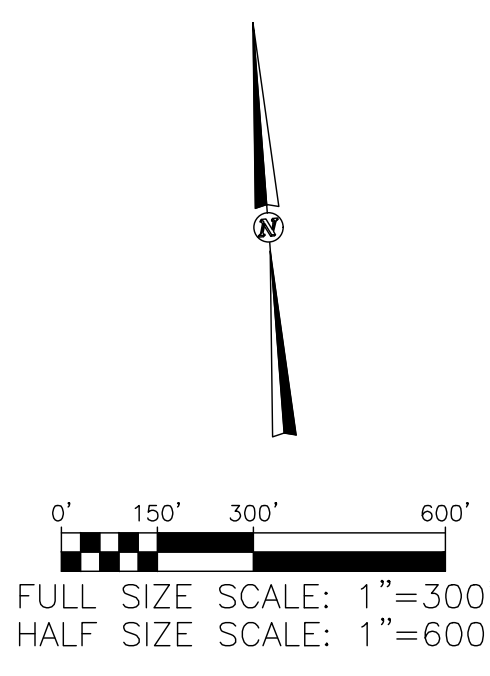
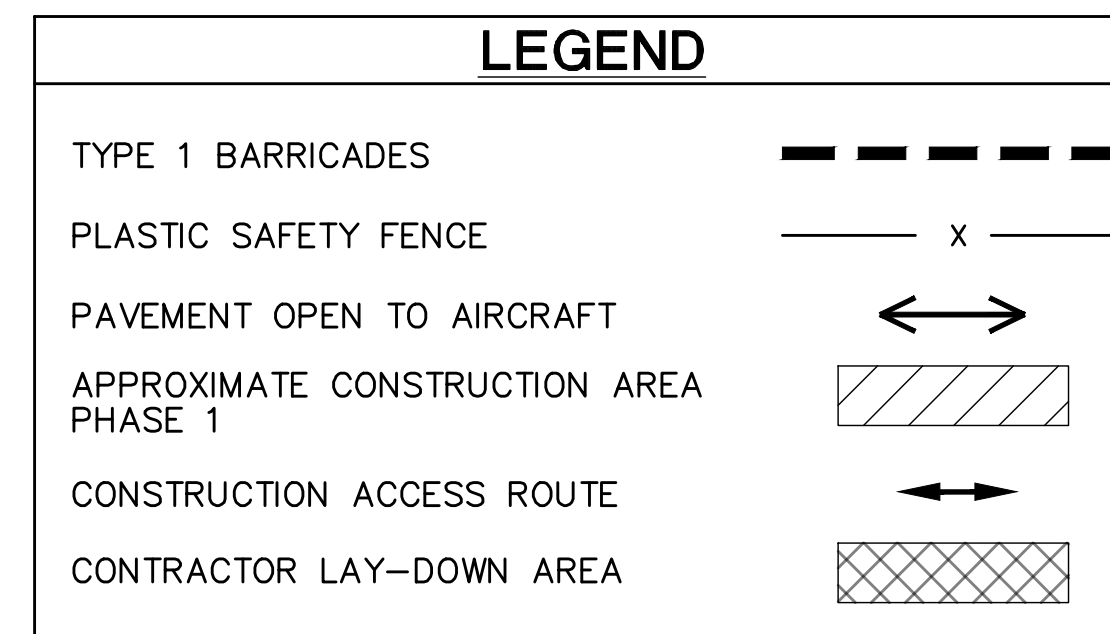
SCALE SHEET NO.

FACILITY NO. **NONE**



NOTES

- SEE SHEET G-PH-11 FOR FENCE DETAILS AND NOTES.
- CONTRACTOR SHALL ENSURE EQUIPMENT, BUILDINGS, AND MATERIALS STAGED OR STORED DO NOT PENETRATE THE 50:1 APPROACH SURFACE FOR RUNWAY 9, 18R-36L, 18C-36C, 18L-36R. ANY EQUIPMENT EXCEEDING 40' IN HEIGHT IN THE LAYDOWN AREA MUST BE APPROVED BY A 7460-1 AIRSPACE STUDY.
- SEE PHASING SHEETS FOR HAUL ROUTES AND LOCATION OF GUARD HOUSES AND FLAG PERSONNEL.
- TAXIWAYS C, S, AND A MUST REMAIN OPEN TO AIRCRAFT OPERATIONS DURING PHASE 1.
- TAXIWAY LIGHTS ON TAXIWAYS OPEN TO AIRCRAFT OPERATIONS MUST REMAIN ENERGIZED AT ALL TIMES.
- TYPE I BARRICADES MUST BE PLACED ALONG THE EDGE OF AN ACTIVE TAXIWAY WHEN THE DROP OFF EXCEEDS 3" AND THE TAXIWAY IS OPEN TO AIR OPERATIONS.
- FLAG PERSONNEL ARE REQUIRED ANYTIME CONSTRUCTION VEHICLES ARE CROSSING AN ACTIVE TAXIWAY. FLAG PERSONNEL SHALL BE PROVIDED BY THE CONTRACTOR. CONTRACTOR SHALL PROVIDE SIGNAGE AS INDICATED ON G-PH-13.
- A FULL-TIME DEDICATED VACUUM TRUCK IS REQUIRED AT EACH ACTIVE TAXIWAY CROSSING WITH ONE BACKUP VACUUM TRUCK FOR THE PROJECT (INCIDENTAL TO S-100 PAY ITEM).
- ACCESS TO THE CONSTRUCTION AREA SHALL BE BY ESCORTED VEHICLES. CONTRACTOR MUST PROVIDE ESCORT AND HAVE APPROPRIATE DRIVING PRIVILEGES (CLASS III TYP.).
- ROFA/TSA/TOFA OF ADJACENT OPEN AIRFIELD PAVEMENT SHOULD BE PHYSICALLY MARKED IN THE FIELD TO AVOID INADVERTENT ENTRY.



MEMPHIS INTERNATIONAL AIRPORT
2491 WINCHESTER RD., SUITE 113
MEMPHIS, TENNESSEE
38116-3856

PROGRAM MANAGER
Foth
Program Management Consultant
Foth Infrastructure & Environment, LLC
Memphis, TN
901.921.6256
JOB NO.

Allen&Hoshall
engineers-architects-surveyors
1661 INTERNATIONAL DRIVE
SUITE 100
MEMPHIS, TENNESSEE 38120
PHONE: 901-820-0820
FAX: 901-683-1001
JOB NO. 72198-B

ENGINEER-SUBCONSULTANT
POWERS HILL DESIGN
CIVIL ENGINEERING, CIVIL RESPONSIBILITY.
50 Monroe Avenue
Suite 420
Memphis, TN 38103
Tel: 901.543.8000
JOB NO.

DRAWN BY:
RNP
CHECKED BY:
HP
APPROVED BY:
TG

This information is released solely for its use in the interest of the Memphis-Shelby County Airport Authority (MSCAA) or its tenants. All drawings received from MSCAA or produced for MSCAA as a work product shall be regarded as privileged information, not to be released to others without the express written permission of MSCAA. Your acceptance of the released materials establishes your understanding of, and commitment to, providing adequate control of the materials issued and produced.

ISSUED FOR BID

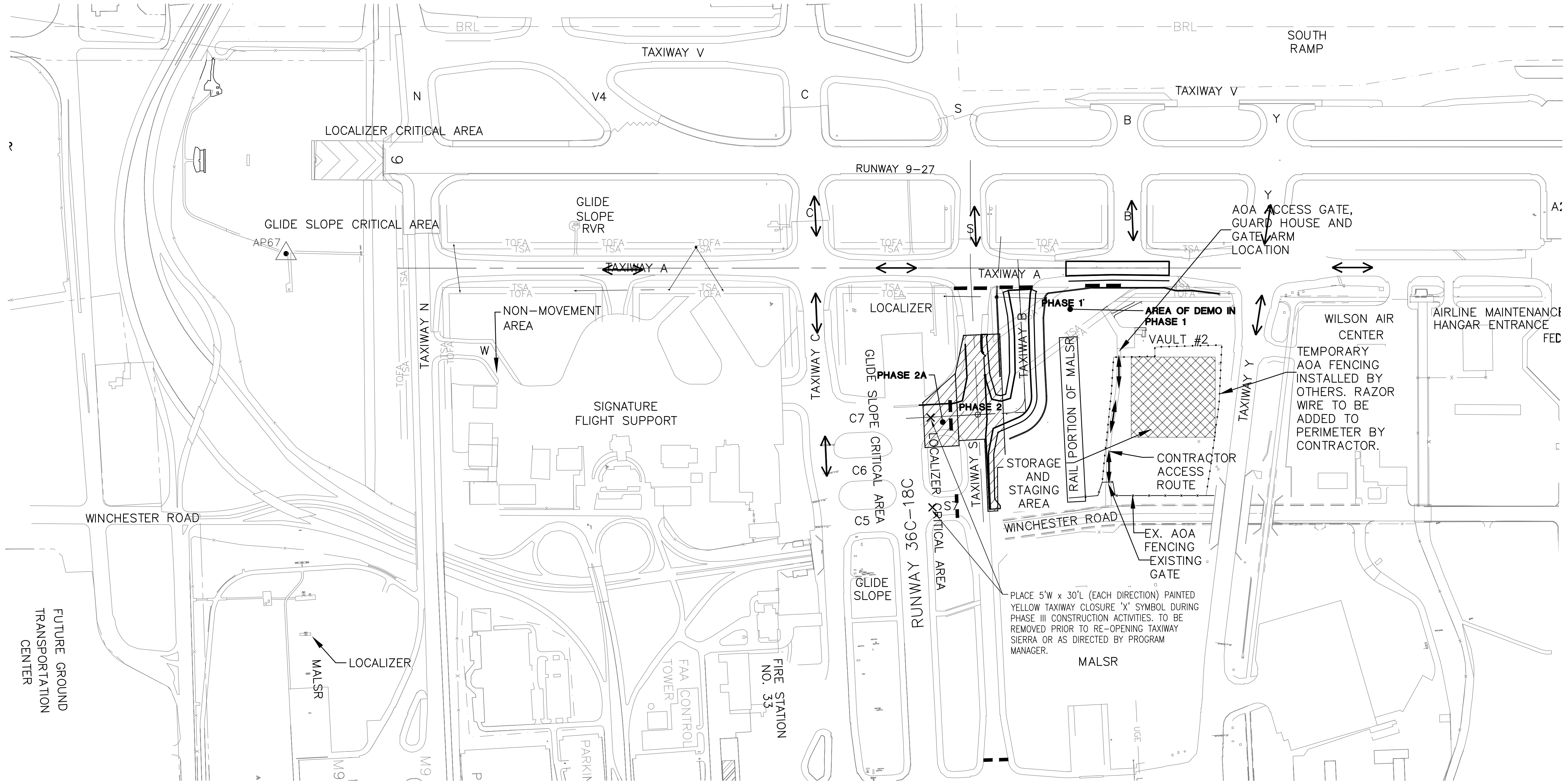
NO.	DESCRIPTION	DATE	BY
REVISIONS			

PROJECT:
TAXIWAY BRAVO RECONFIGURATION (HOT SPOT 1)

SHEET TITLE:
OPERATIONAL PLAN PHASE 1

MSCAA NO. **18-1413-04**
DWG. FILE NAME **G-SP-08.DWG**
DATE **05/08/26** DWG NO. **G-SP-08**
SCALE **1"=300'** SHEET NO.
FACILITY NO. **NONE**

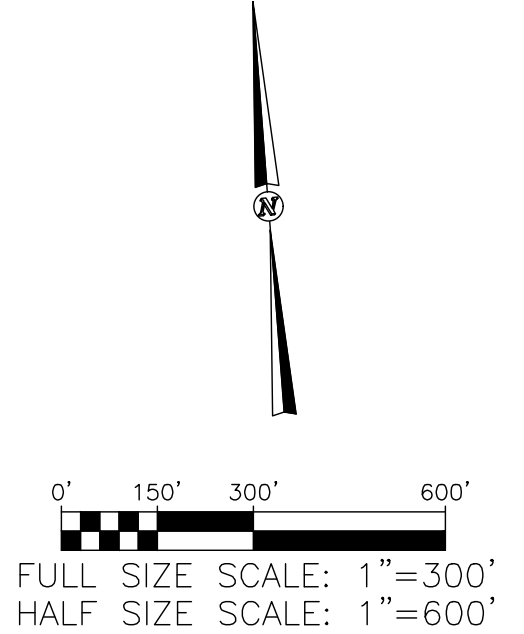
Drawing name: L:\18-1413-02\DRAWINGS\G-SP-08.dwg 22x34 May 07, 2026 2:11pm By: t.gibson



NOTES

- SEE SHEET G-PH-11 FOR FENCE DETAILS AND NOTES.
- CONTRACTOR SHALL ENSURE EQUIPMENT, BUILDINGS, AND MATERIALS STAGED OR STORED DO NOT PENETRATE THE 50:1 APPROACH SURFACE FOR RUNWAY 9, 18R-36L, 18C-36C, 18L-36R. ANY EQUIPMENT EXCEEDING 40' IN HEIGHT IN THE LAYDOWN AREA MUST BE APPROVED BY A 7460-1 AIRSPACE STUDY.
- SEE PHASING SHEETS FOR HAUL ROUTES AND LOCATION OF GUARD HOUSES AND FLAG PERSONNEL.
- TAXIWAYS C, Y, AND N MUST REMAIN OPEN TO AIRCRAFT OPERATIONS DURING PHASE 2.
- TAXIWAY LIGHTS ON TAXIWAYS OPEN TO AIRCRAFT OPERATIONS MUST REMAIN ENERGIZED AT ALL TIMES.
- TYPE I BARRICADES MUST BE PLACED ALONG THE EDGE OF AN ACTIVE TAXIWAY WHEN THE DROP OFF EXCEEDS 3" AND THE TAXIWAY IS OPEN TO AIR OPERATIONS.
- FLAG PERSONNEL ARE REQUIRED ANYTIME CONSTRUCTION VEHICLES ARE CROSSING AN ACTIVE TAXIWAY. FLAG PERSONNEL SHALL BE PROVIDED BY THE CONTRACTOR. CONTRACTOR SHALL PROVIDE SIGNAGE AS INDICATED ON G-PH-13.
- A FULL-TIME DEDICATED VACUUM TRUCK IS REQUIRED AT EACH ACTIVE TAXIWAY CROSSING WITH ONE BACKUP VACUUM TRUCK FOR THE PROJECT (INCIDENTAL TO S-100 PAY ITEM).
- ACCESS TO THE CONSTRUCTION AREA SHALL BE BY ESCORTED VEHICLES. CONTRACTOR MUST PROVIDE ESCORT AND HAVE APPROPRIATE DRIVING PRIVILEGES (CLASS III TYP.).
- ROFA/TSA/TOFA OF ADJACENT OPEN AIRFIELD PAVEMENT SHOULD BE PHYSICALLY MARKED IN THE FIELD TO AVOID INADVERTENT ENTRY.

LEGEND	
TYPE 1 BARRICADES	— — — — —
PLASTIC SAFETY FENCE	— x —
PAVEMENT OPEN TO AIRCRAFT	↔ ↔
APPROXIMATE CONSTRUCTION AREA PHASE 2	▨ ▨ ▨
CONSTRUCTION ACCESS ROUTE	↔ ↔
CONTRACTOR LAY-DOWN AREA	▩ ▩ ▩



Drawing name: L:\18-1413-02\DRAWINGS\G-SP-09.dwg 22x34 May 07, 2026 2:11pm By: t.gibson



MEMPHIS INTERNATIONAL AIRPORT
2491 WINCHESTER RD., SUITE 113
MEMPHIS, TENNESSEE
38116-3856

PROGRAM MANAGER
Foth
Program Management Consultant
Foth Infrastructure & Environment, LLC
Memphis, TN
901.921.6256
JOB NO.

Allen & Hoshall
engineers-architects-surveyors
1661 INTERNATIONAL DRIVE
SUITE 100
MEMPHIS, TENNESSEE 38120
PHONE: 901-820-0820
FAX: 901-683-1001
JOB NO. 72198-B

ENGINEER-SUBCONSULTANT
POWERS HILL DESIGN
CIVIL ENGINEERING, CIVIL RESPONSIBILITY.
50 Monroe Avenue
Suite 420
Memphis, TN 38103
Tel: 901.543.8000
JOB NO.

DRAWN BY: RNP
CHECKED BY: HP
APPROVED BY: TG

This information is released solely for its use in the interest of the Memphis-Shelby County Airport Authority (MSCAA) or its tenants. All drawings received from MSCAA or produced for MSCAA as a work product shall be regarded as privileged information, not to be released to others without the express written permission of MSCAA. Your acceptance of the released materials establishes your understanding of, and commitment to, providing adequate control of the materials issued and produced.

ISSUED FOR BID

NO.	DESCRIPTION	DATE	BY
REVISIONS			

PROJECT:
TAXIWAY BRAVO RECONFIGURATION (HOT SPOT 1)

SHEET TITLE:
OPERATIONAL PLAN PHASE 2

MSCAA NO. 18-1413-04
DWG. FILE NAME G-SP-09.DWG
DATE 05/08/26 DWG NO. G-SP-09
SCALE SHEET NO.
FACILITY NO. NONE



MEMPHIS INTERNATIONAL AIRPORT
2491 WINCHESTER RD., SUITE 113
MEMPHIS, TENNESSEE
38116-3856

PROGRAM MANAGER
Foth
Program Management Consultant
Foth Infrastructure & Environment, LLC
Memphis, TN
901.921.6256
JOB NO.

Allen&Hoshall
engineers-architects-surveyors
1661 INTERNATIONAL DRIVE
SUITE 100
MEMPHIS, TENNESSEE 38120
PHONE: 901-820-0820
FAX: 901-683-1001

JOB NO. 72198-B

ENGINEER-SUBCONSULTANT
POWERS HILL DESIGN
CIVIL ENGINEERING, CIVIL RESPONSIBILITY.
50 Monroe Avenue
Suite 420
Memphis, TN 38103
Tel: 901.543.8000

DRAWN BY: RNP
CHECKED BY: HP
APPROVED BY: TG

This information is released solely for its use in the interest of the Memphis-Shelby County Airport Authority (MSCAA) or its tenants. All drawings received from MSCAA or produced for MSCAA as a work product shall be regarded as privileged information, not to be released to others without the express written permission of MSCAA. Your acceptance of the released materials establishes your understanding of, and commitment to, providing adequate control of the materials issued and produced.

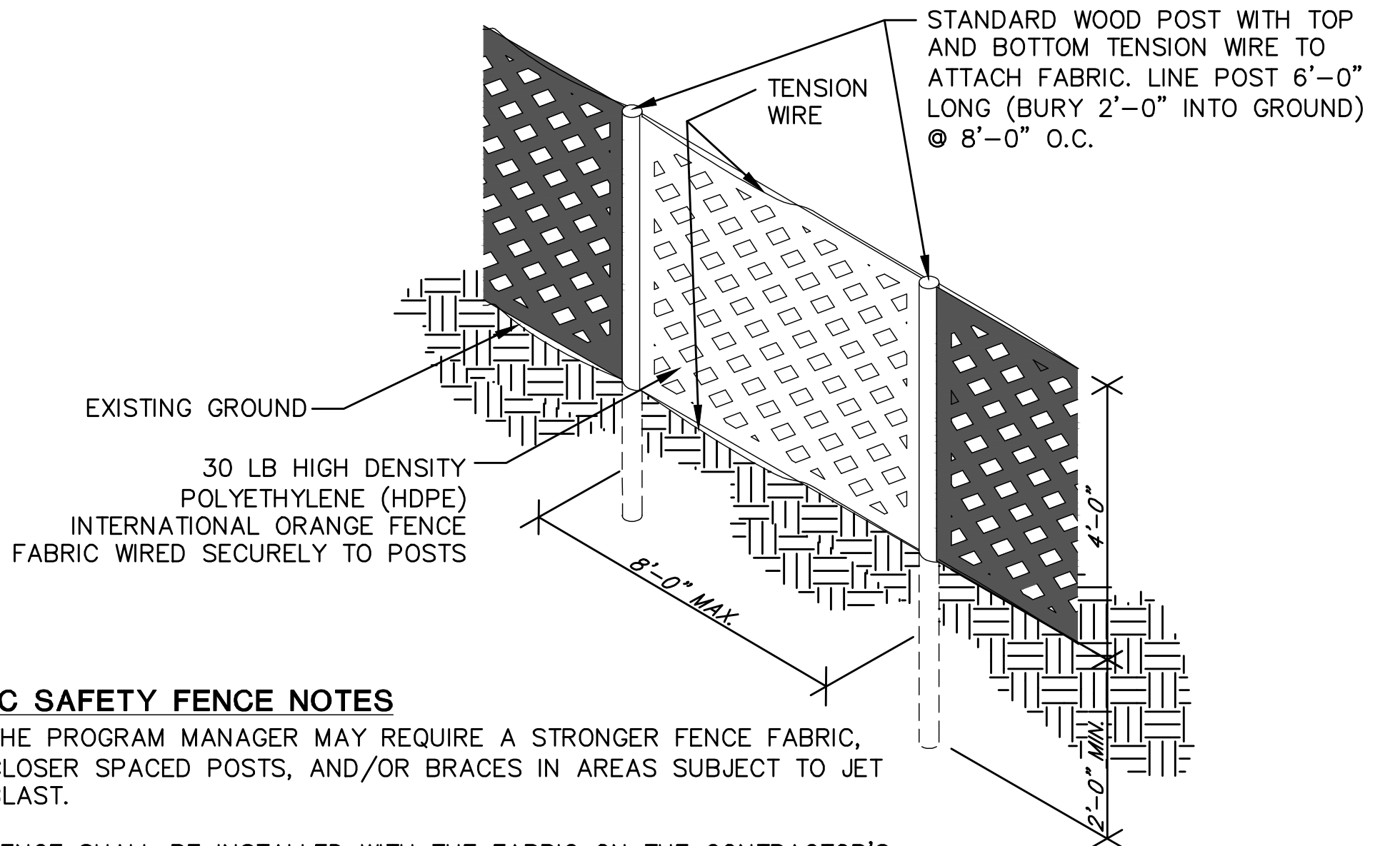
ISSUED FOR BID

NO.	DESCRIPTION	DATE	BY
REVISIONS			

PROJECT:
TAXIWAY BRAVO RECONFIGURATION (HOT SPOT 1)

SHEET TITLE:
DETAILS AND NOTES

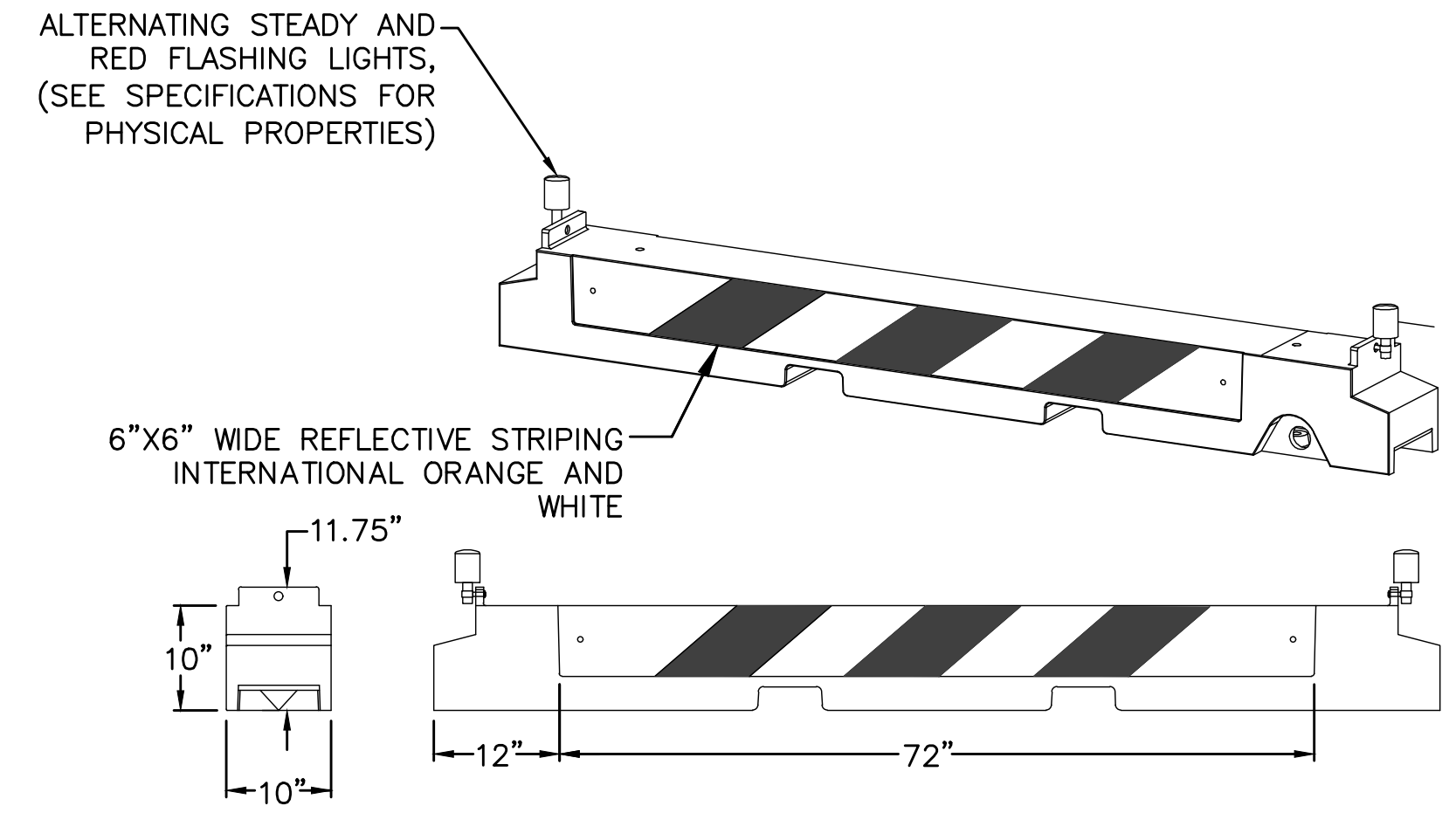
MSCAA NO. 18-1413-04
DWG. FILE NAME G-PH-11.DWG
DATE 05/08/26 DWG NO. G-PH-11
SCALE SHEET NO.
FACILITY NO. NONE



PLASTIC SAFETY FENCE NOTES:

1. THE PROGRAM MANAGER MAY REQUIRE A STRONGER FENCE FABRIC, CLOSER SPACED POSTS, AND/OR BRACES IN AREAS SUBJECT TO JET BLAST.
2. FENCE SHALL BE INSTALLED WITH THE FABRIC ON THE CONTRACTOR'S WORK AREA SIDE OF THE POST, AND NOT ON THE AOA SIDE.
3. AT PROJECT COMPLETION, ALL FENCE POSTS AND FABRIC SHALL BE REMOVED FROM AIRPORT PROPERTY AND SHALL REMAIN THE PROPERTY OF CONTRACTOR.
4. CONTRACTOR SHALL INSPECT AND MAINTAIN THE FENCE DAILY, OR MORE OFTEN, IF WEATHER OR OTHER CONDITIONS DICTATE.
5. CONTRACTOR SHALL CUT OR MAINTAIN VEGETATIVE GROWTH ON BOTH SIDES OF THE FENCE TO THE SATISFACTION OF THE PROGRAM MANAGER.

1 PLASTIC SAFETY FENCE
G-PH-11 PAY ITEM #S-100-6.1 N.T.S.



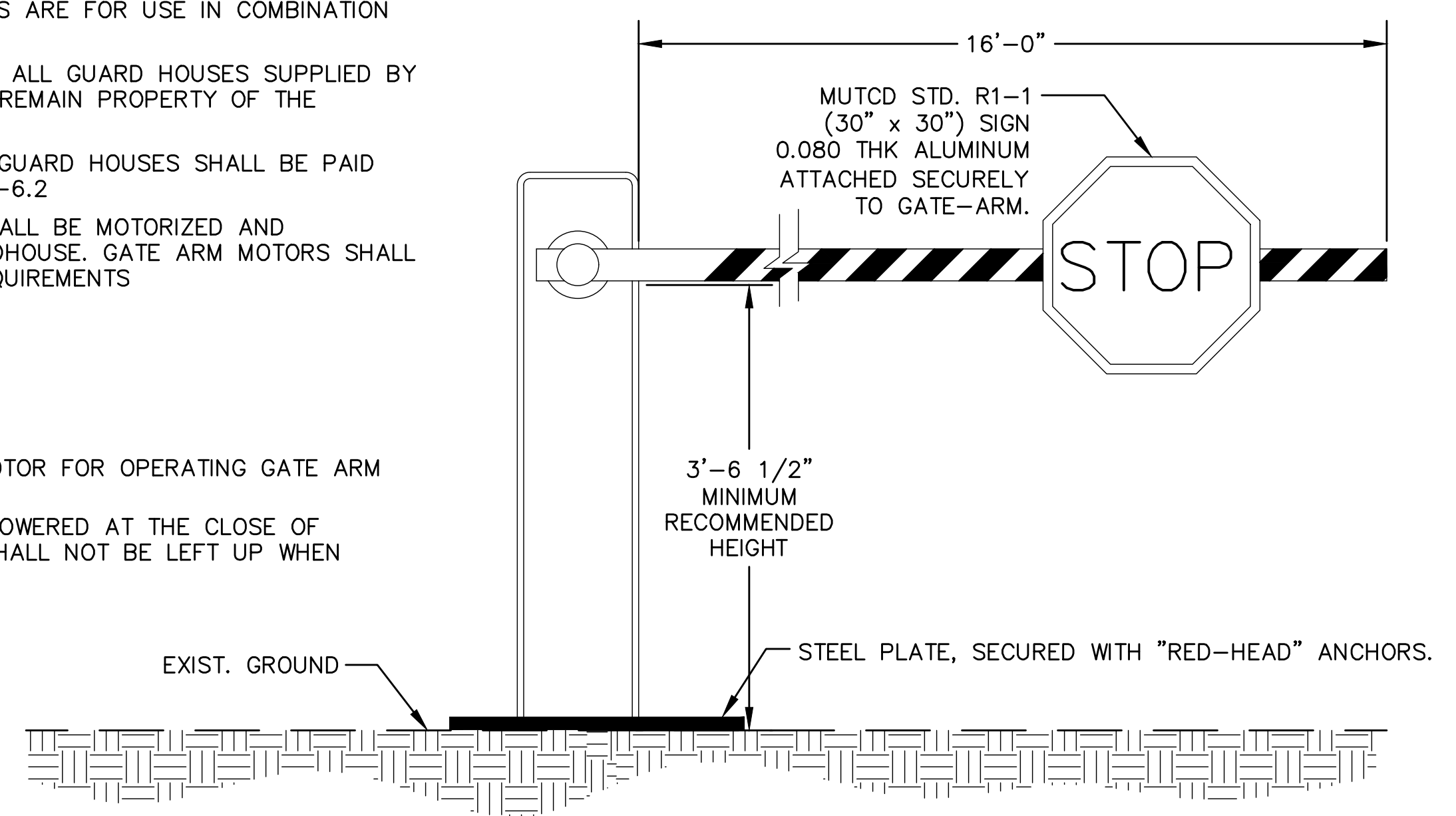
BARRICADE NOTES:

1. CONTRACTOR SHALL BE RESPONSIBLE FOR MAINTAINING PROPER POSITIONING OF ALL BARRICADES.
2. SANDBAGS AND/OR ANCHORS MAY BE REQUIRED TO HOLD THE BARRICADES IN PLACE WHERE EXPOSED TO JET BLAST. SANDBAGS AND ANCHORS ARE INCIDENTAL TO THE ITEM.
3. BARRICADES SHALL BE PLACED ON 10' CENTERS. EXCEPT AT CENTERLINES WHERE TWO-WAY TRAFFIC SHALL BE PERMITTED.
4. CONTRACTOR SHALL HAVE REPLACEMENT LIGHTS ON-SITE AND SHALL REPLACE LIGHTS WITHIN ONE HOUR OF NOTIFICATION BY THE PROGRAM MANAGER OR AIRPORT PERSONNEL. CONTRACTOR SHALL PROVIDE THE NAME AND TELEPHONE NUMBER OF AN ON-CALL REPRESENTATIVE WHO IS AVAILABLE 24 HOURS PER DAY, SEVEN DAYS PER WEEK AND CAN REPLACE INOPERATIVE LIGHTS.
5. BARRICADE LOCATIONS SHALL BE COORDINATED WITH THE PROGRAM MANAGER.
6. CONTRACTOR SHALL BE RESPONSIBLE FOR MAINTAINING AND SECURELY FASTENING FLAGS TO ALL BARRICADES.
7. ALL BARRIERS SHALL BE CHECKED VISUALLY FOR SIGNS OF WEAR AND TEAR ON A WEEKLY BASIS AND REPLACED OR CLEANED AS NEEDED.
8. NO PART OF THE BARRIER SHALL EXCEED 24" IN HEIGHT FROM THE PAVEMENT.
9. MULTIPLE INSTALLATIONS AND REMOVALS MAY BE REQUIRED. CONTRACTOR WILL BE PAID FOR ONLY THE INITIAL INSTALLATION.

2 LOW PROFILE BARRICADE (TYPE 1)
G-PH-11 PAY ITEM #S-100-6.3 (CONTRACTOR FURNISHED) N.T.S.

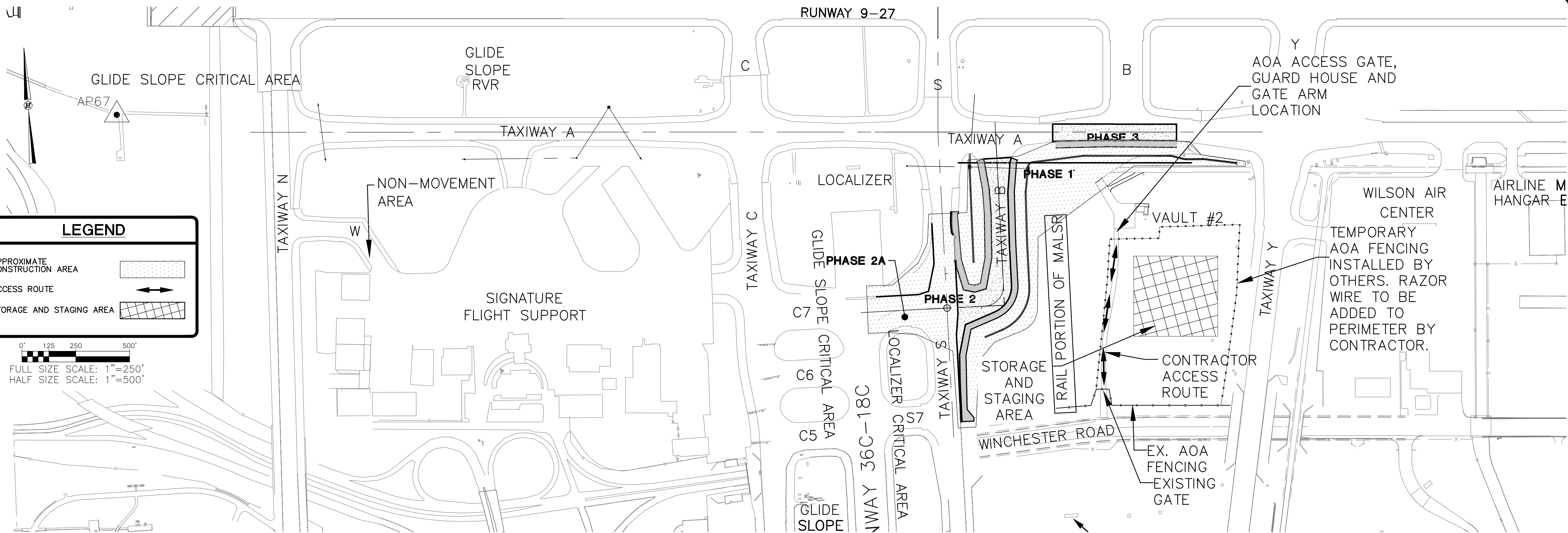
GUARD HOUSE AND CROSSING GATE ARM NOTES:

1. AT PROJECT COMPLETION, ALL CROSSING GATE ARMS SUPPLIED BY THE CONTRACTOR SHALL REMAIN PROPERTY OF THE CONTRACTOR.
2. THE CROSSING GATE ARMS ARE FOR USE IN COMBINATION WITH A GUARD HOUSE.
3. AT PROJECT COMPLETION, ALL GUARD HOUSES SUPPLIED BY THE CONTRACTOR SHALL REMAIN PROPERTY OF THE CONTRACTOR.
4. CONTRACTOR FURNISHED GUARD HOUSES SHALL BE PAID FOR UNDER ITEM #S-100-6.2
5. CROSSING GATE ARMS SHALL BE MOTORIZED AND CONTROLLED FROM GUARDHOUSE. GATE ARM MOTORS SHALL MEET THE FOLLOWING REQUIREMENTS:
 - 5.1. 1/2 HP
 - 5.2. 115 VAC
 - 5.3. 60 HZ
 - 5.4. SINGLE PHASE
 - 5.5. INSTANT REVERSING
 - 5.6. CONTINUOUS DUTY MOTOR FOR OPERATING GATE ARM
6. GATE ARMS ARE TO BE LOWERED AT THE CLOSE OF BUSINESS DAILY. ARMS SHALL NOT BE LEFT UP WHEN UNATTENDED



3 CROSSING GATE ARM DETAIL
G-PH-11 PAY ITEM #S-100-6.5 (CONTRACTOR FURNISHED) N.T.S.

Drawing name: L:\18-1413-02\DRAWINGS\G-PH-11.dwg 22x34 May 07, 2026 2:10pm by: tlgibson



HAUL ROAD NOTES

- HAUL ROADS TO BE USED UNDER THIS PROJECT SHALL BE THOSE INDICATED ON THE DRAWINGS OR OTHERWISE SPECIFICALLY AUTHORIZED BY THE PROGRAM MANAGER. IN GENERAL, THE CONTRACTOR SHALL CONFINE EQUIPMENT AND HAULING TO THE AREAS UNDER CONSTRUCTION. NO DEBRIS SHALL BE ALLOWED ON THE ROADWAYS OR AIRPORT PAVED SURFACES. ACTIVE TAXIWAYS AND RUNWAYS SHALL BE KEPT FREE OF DEBRIS AT ALL TIMES. CONTRACTOR SHALL MAINTAIN ONE POWER VACUUM SWEEPER ON SITE FOR EVERY ONE OF THE ACTIVE TAXIWAYS CROSSED. AN ADDITIONAL BACKUP SWEEPER IS REQUIRED AT THE DIRECTION OF THE PROGRAM MANAGER. OTHER PAVEMENTS SHALL BE CLEANED BY THE CONTRACTOR DAILY, AND AS REQUIRED, USING POWER VACUUM SWEEPERS AND HAND CLEANED TO KEEP ALL ACCESS AND CONSTRUCTION AREAS CLEAR OF SOILS, CLOUDS OR OTHER DEBRIS. SEE GENERAL NOTES AND OPERATIONAL NOTES FOR ADDITIONAL REQUIREMENTS.
- THE ACCESS POINTS TO THE PROJECT SITE ARE SHOWN ON THE PLANS. THE SPECIFIED GATES SHALL BE MONITORED BY A MSCAA GUARD DURING ALL CONTRACTOR OPERATIONS WHILE THE GATE IS OPEN OR UNLOCKED.
- THE CONTRACTOR, AT THEIR EXPENSE, SHALL BE RESPONSIBLE FOR RESTORING ALL AIRPORT SERVICE ROADS TO THEIR PRE-CONSTRUCTION CONDITION WHERE SUCH ROADS ARE USED BY THE CONTRACTOR, EXCEPT FOR THE ROADS APPROVED FOR USE AS HAUL ROUTES BY THE PROGRAM MANAGER WHICH WILL BE PAID FOR UNDER ALLOWANCE.
- THE CONTRACTOR SHALL RESTORE ALL TURFED AND PAVED AREAS USED FOR HAUL ROADS TO THEIR ORIGINAL CONDITION, INCLUDING THE PLACEMENT OF SOD. ALL HAULING ALONG OR CROSSING THE AIRPORT AND PUBLIC ROADS SHALL BE ACCOMPLISHED BY THE CONTRACTOR. ALL COSTS FOR CONSTRUCTING, REMOVING AND RESTORING OF HAUL ROADS REQUIRED FOR THE COMPLETION OF THE WORK SHALL BE BORNE BY THE CONTRACTOR. CONTRACTOR TO PROVIDE MEASURES TO MAINTAIN EXISTING DRAINAGE PATTERNS ASSOCIATED WITH HAUL ROADS.
- THE CONTRACTOR SHALL NOT PERMIT ANY UNAUTHORIZED CONSTRUCTION PERSONNEL OR TRAFFIC ON THE SITE. THE CONTRACTOR SHALL BE RESPONSIBLE FOR TRAFFIC CONTROL TO AND FROM THE VARIOUS CONSTRUCTION AREAS ON THE SITE. THE CONTRACTOR IS RESPONSIBLE FOR THE IMMEDIATE CLEANUP OF ANY DEBRIS DEPOSITED AT THE PROJECT SITE AND ALONG ANY ROAD AS A RESULT OF HIS/HER CONSTRUCTION TRAFFIC. DIRECTIONAL SIGNAGE AT THE ACCESS GATE AND ALONG THE DELIVERY ROUTE TO THE STORAGE AREA OR WORK SITE SHALL BE APPROVED BY THE PROGRAM MANAGER.
- ALL CONTRACTOR'S MATERIAL ORDERS FOR DELIVERY TO THE SITE SHALL BE DIRECTED BY THE CONTRACTOR TO THE ACCESS POINTS IDENTIFIED.
- THE LIMITS OF CONSTRUCTION, MATERIAL STORAGE AREAS, EQUIPMENT STORAGE AREA, PARKING AREA AND OTHER AREAS REQUIRED FOR THE CONTRACTOR'S EXCLUSIVE USE DURING CONSTRUCTION ARE SHOWN ON THE PLANS. ADDITIONAL AREAS MAY BE REQUESTED BY THE CONTRACTOR AND APPROVED BY THE PROGRAM MANAGER. THE CONTRACTOR SHALL PROVIDE DEVICES VISIBLE FOR BOTH DAY/NIGHT USE TO DELINEATE THE PERIMETER OF ALL SUCH AREAS.
- THE CONTRACTOR, THROUGH THE CONSTRUCTION SECURITY OFFICER, SHALL ESTABLISH AND MAINTAIN A LIST OF CONTRACTOR AND SUB-CONTRACTOR VEHICLES AUTHORIZED TO OPERATE ON THE SITE. VEHICLE PERMITS SHALL BE ASSIGNED IN ACCORDANCE WITH AIRPORT SECURITY PROCEDURES.
- IT SHALL BE THE CONTRACTOR'S RESPONSIBILITY TO COORDINATE OFF-SITE ROUTES (STATE HIGHWAYS, COUNTY ROADS OR CITY STREETS) WITH THE APPROPRIATE OWNER WHO HAS JURISDICTION OVER THE AFFECTED ROUTE. ON-SITE HAUL ROUTES SHALL BE MAINTAINED BY THE CONTRACTOR AND SHALL BE RESTORED TO THEIR ORIGINAL CONDITION UPON COMPLETION OF BEING USED AS A HAUL ROUTE.
- WHILE ON THE AIRPORT, ALL CONTRACTOR VEHICLES AND TRAFFIC SHALL REMAIN WITHIN THE DESIGNATED CONSTRUCTION AREAS, STAGING AREAS OR HAUL ROUTES.
- ALL CONTRACTOR VEHICLES SHALL DISPLAY IN FULL VIEW COMPANY LOGOS CONSPICUOUSLY PLACED ON EACH SIDE OF THE VEHICLE IN CONFORMANCE TO SC-240. ALL VEHICLES OPERATING OUTSIDE THE CONSTRUCTION BARRIER FENCE AND IN THE ACTIVE AOA SHALL BE EQUIPPED WITH A FLASHING AMBER (YELLOW) DOME-TYPE LIGHT MOUNTED ON TOP OF THE VEHICLE AND OF SUCH INTENSITY TO CONFORM TO AIRPORT CODES FOR MAINTENANCE AND EMERGENCY VEHICLES.
- NO CONTRACTOR VEHICLES ARE TO CROSS ACTIVE RUNWAYS, TAXIWAYS AND APPROACH CLEAR ZONES UNLESS THE ESCORT IS UNDER THE DIRECT CONTROL OF THE AIRPORT GROUND CONTROLLER. IT SHALL BE UNDERSTOOD BY THE CONTRACTOR THAT AIRPORT TRAFFIC ON RUNWAYS, TAXIWAYS AND APRONS SHALL HAVE PRIORITY OVER CONTRACTOR'S VEHICLES.
- PRIOR TO OPENING FOR AIRCRAFT USE, THE CONTRACTOR WILL HAVE READY FOR AIRCRAFT OPERATIONS AND ALLOW ADEQUATE TIME FOR INSPECTION BY AIRPORT OPERATIONS ANY RUNWAY, TAXIWAY OR APRON THAT HAS BEEN CLOSED FOR WORK, OR THAT HAS BEEN USED FOR A CROSSING POINT OR HAUL ROUTE BY THE CONTRACTOR. NO BARRICADES SHALL BE REMOVED UNTIL THE INSPECTION BY AIRPORT OPERATIONS IS COMPLETE AND ACCEPTED.

TEMPORARY GUARD HOUSE NOTES:

- CONTRACTOR SHALL PROVIDE A TEMPORARY CONTRACTOR-FURNISHED GUARD HOUSE AT ALL CONSTRUCTION ACCESS GATES ENTERING THE AOA SECURE AREA. CONTRACTOR SHALL BE RESPONSIBLE FOR MAINTAINING THE GUARD HOUSE FOR THE DURATION OF THE PROJECT. THE CONTRACTOR WILL PROVIDE A PORTABLE TOILET FACILITY AT EACH LOCATION FOR THE EXCLUSIVE USE OF THE GATE GUARD AT NO ADDITIONAL COST TO THE OWNER. TRASH SHALL BE REMOVED DAILY AND GUARD HOUSE CLEANED WEEKLY WITH NO DIRECT PAYMENT. THIS WORK SHALL BE INCIDENTAL TO PAY ITEM S-100-6.2.
- ALL EQUIPMENT SHALL BE SUBMITTED TO THE PROGRAM MANAGER FOR APPROVAL BY AIRPORT SECURITY PRIOR TO INSTALLATION AND OPERATION. CONTACT AIRPORT SECURITY (901) 922-8021 FOR DETAILED SPECIFICATIONS OF THE ABOVE EQUIPMENT.
- ALL PERSONNEL ALLOWED PAST THE GUARD HOUSE SHALL BE PROPERLY BADGED BY THE OWNER'S SECURITY DEPARTMENT FOR ACCESS ONTO THE AOA AREA UNLESS ESCORTED PER MSCAA REQUIREMENTS. ACCESS WILL BE DENIED IF NOT PROPERLY BADGED.

TEMPORARY CONSTRUCTION FLAGGERS:

- IF NEEDED, CONTRACTOR SHALL PROVIDE A FLAGGER ON EACH SIDE OF ACTIVE TAXIWAY CROSSINGS.
- THE CONTRACTOR SHALL INSTALL THE FOLLOWING SIGNS:
 - "STOP - WAIT UNTIL TRAFFIC IS CLEAR", 25' PRIOR TO THE CROSSING.
 - "STOP SIGN" AT LOCATION OF FLAGGER.
 - "WAIT UNTIL CLEARANCE IS GIVEN BEFORE PROCEEDING - NO TAILGATING" AT LOCATION OF FLAGGER.
- PAYMENT FOR THESE ITEMS SHALL BE INCIDENTAL TO S-100-6.7.

CONTRACTOR STAGING AREA NOTES

- CONTRACTOR SHALL INSTALL A MINIMUM 3" THICK GRADED AND COMPACTED GRAVEL BED TO THE LIMITS OF ALL CONTRACTOR STAGING AREAS.
- THE CONTRACTOR SHALL MAINTAIN EXISTING DRAINAGE PATTERNS AT THE STAGING AND STOCKPILE AREAS AND PROVIDE TEMPORARY ROUTING OF STORMWATER AROUND THESE AREAS.
- THE CONTRACTOR SHALL INSTALL TEMPORARY SILT FENCE AROUND THE STAGING AND STOCKPILE AREAS PER DETAIL 2 ON SHEET C-GR-09.
- CONTRACTOR SHALL PROVIDE A STONE STABILIZED BASE UNDER MATERIAL STOCKPILE LOCATIONS. NO DIRECT PAY
- ANY AND ALL REQUIRED UTILITIES FOR THE CONTRACTOR'S OPERATIONS SHALL BE ARRANGED FOR AND PAID FOR BY THE CONTRACTOR DIRECTLY WITH THE APPROPRIATE UTILITY. UTILITY ARRANGEMENTS SHALL BE SUBJECT TO THE APPROVAL OF THE PROGRAM MANAGER.
- THE CONTRACTOR SHALL COMPLETE CLEAN UP AND RESTORATION OF THE STAGING AND STORAGE AREAS, AS APPROVED BY THE PROGRAM MANAGER WITHIN 15 DAYS OF CONTRACT COMPLETION DATE.

Drawing name: L:\18-1413-02\DRAWINGS\G-PH-12.dwg 22x34 May 07, 2026 2:10pm by: tlgibson



MEMPHIS INTERNATIONAL AIRPORT
2491 WINCHESTER RD., SUITE 113
MEMPHIS, TENNESSEE
38116-3856

PROGRAM MANAGER
Foth
Program Management Consultant
Foth Infrastructure & Environment, LLC
Memphis, TN
901.921.6256
JOB NO.

Allen&Hoshall
engineers-architects-surveyors
1661 INTERNATIONAL DRIVE
SUITE 100
MEMPHIS, TENNESSEE 38120
PHONE: 901-820-0820
FAX: 901-683-1001

JOB NO. 72198-B

ENGINEER-SUBCONSULTANT
POWERS HILL DESIGN
CIVIL ENGINEERING, CIVIL RESPONSIBILITY.
50 Monroe Avenue
Suite 400
Memphis, TN 38103
Tel: 901.543.8000

JOB NO.

DRAWN BY: RNP
CHECKED BY: HP
APPROVED BY: TG

This information is released solely for its use in the interest of the Memphis-Shelby County Airport Authority (MSCAA) or its tenants. All drawings received from MSCAA or produced for MSCAA as a work product shall be regarded as privileged information, not to be released to others without the express written permission of MSCAA. Your acceptance of the released materials establishes your understanding of, and commitment to, providing adequate control of the materials issued and produced.

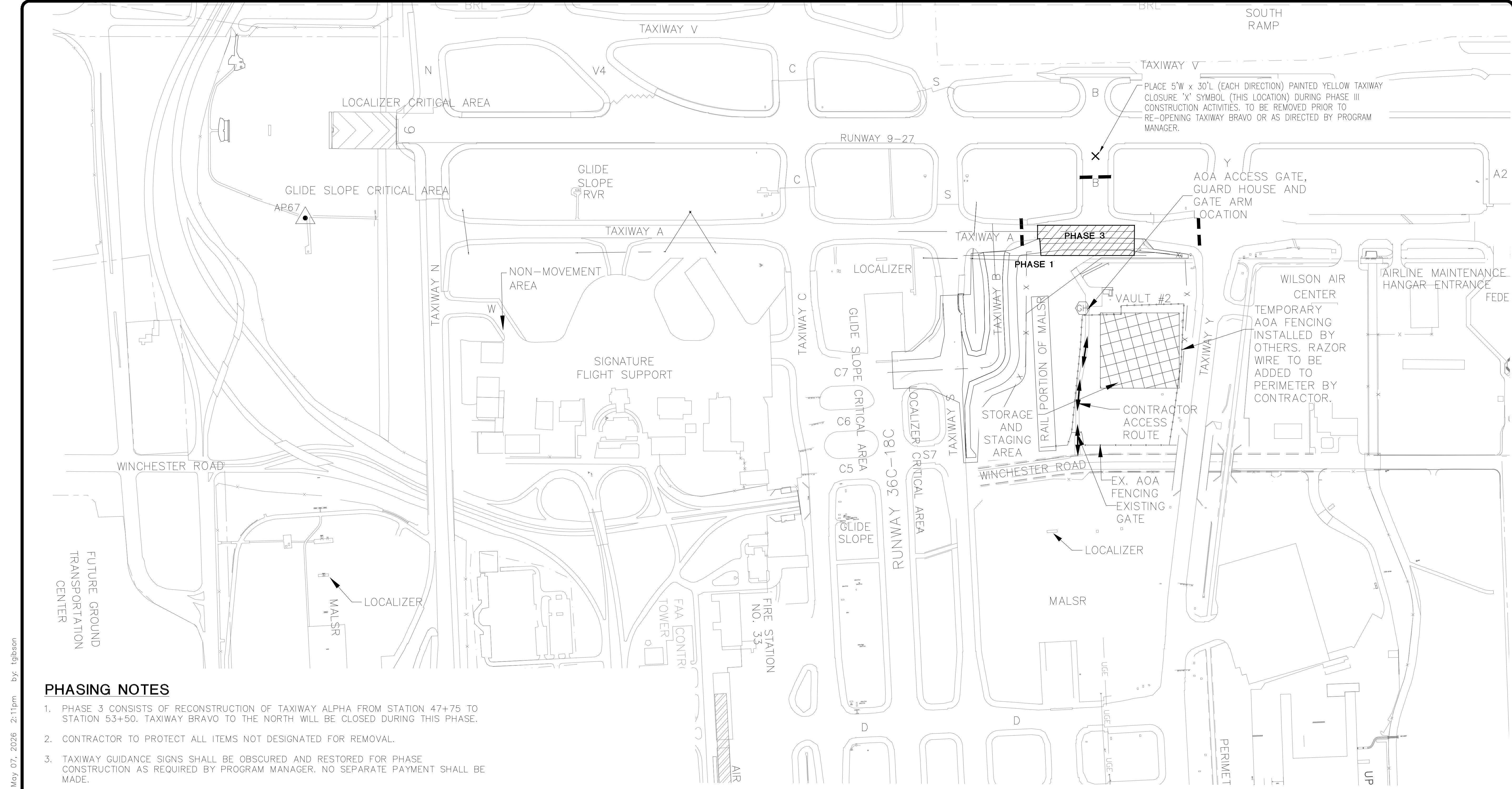
ISSUED FOR BID

NO.	DESCRIPTION	DATE	BY

PROJECT:
TAXIWAY BRAVO RECONFIGURATION (HOT SPOT 1)

SHEET TITLE:
CONTRACTOR ACCESS ROUTES

MSCAA NO. 18-1413-04
DWG. FILE NAME G-PH-12.DWG
DATE 05/08/26 DWG NO.
SCALE G-PH-12 SHEET NO.
FACILITY NO. NONE



PLACE 5'W x 30'L (EACH DIRECTION) PAINTED YELLOW TAXIWAY CLOSURE 'X' SYMBOL (THIS LOCATION) DURING PHASE III CONSTRUCTION ACTIVITIES. TO BE REMOVED PRIOR TO RE-OPENING TAXIWAY BRAVO OR AS DIRECTED BY PROGRAM MANAGER.

AOA ACCESS GATE, GUARD HOUSE AND GATE ARM LOCATION

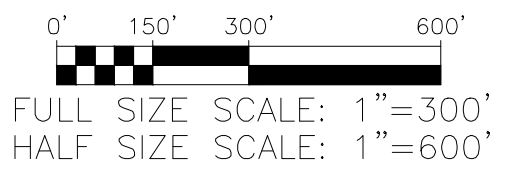
WILSON AIR CENTER
TEMPORARY AOA FENCING INSTALLED BY OTHERS. RAZOR WIRE TO BE ADDED TO PERIMETER BY CONTRACTOR.

STORAGE AND STAGING AREA
RAIL PORTION OF MALS
CONTRACTOR ACCESS ROUTE
EX. AOA FENCING EXISTING GATE

PHASING NOTES

1. PHASE 3 CONSISTS OF RECONSTRUCTION OF TAXIWAY ALPHA FROM STATION 47+75 TO STATION 53+50. TAXIWAY BRAVO TO THE NORTH WILL BE CLOSED DURING THIS PHASE.
2. CONTRACTOR TO PROTECT ALL ITEMS NOT DESIGNATED FOR REMOVAL.
3. TAXIWAY GUIDANCE SIGNS SHALL BE OBSCURED AND RESTORED FOR PHASE CONSTRUCTION AS REQUIRED BY PROGRAM MANAGER. NO SEPARATE PAYMENT SHALL BE MADE.

PHASE DURATIONS
PHASE 3 - NTP TO COMPLETION 60 CALENDAR DAYS..



LEGEND	
CONSTRUCTION AREA	
STAGING AREA	
TYPE I BARRICADES	
PLASTIC SAFETY FENCE	
HAUL ROUTE	
GUARD HOUSE	



MEMPHIS INTERNATIONAL AIRPORT
2491 WINCHESTER RD., SUITE 113
MEMPHIS, TENNESSEE
38116-3856

PROGRAM MANAGER
Foth
Program Management Consultant
Foth Infrastructure & Environment, LLC
Memphis, TN
901.921.6256
JOB NO.

Allen&Hoshall
engineers-architects-surveyors
1661 INTERNATIONAL DRIVE
SUITE 100
MEMPHIS, TENNESSEE 38120
PHONE: 901-820-0820
FAX: 901-683-1001
JOB NO. 72198-B

ENGINEER-SUBCONSULTANT
POWERS HILL DESIGN
CIVIL ENGINEERING, CIVIL RESPONSIBILITY.
50 Monroe Avenue
Suite 420
Memphis, TN 38103
Tel: 901.543.8000
JOB NO.

DRAWN BY:
RNP
CHECKED BY:
HP
APPROVED BY:
TG



This information is released solely for its use in the interest of the Memphis-Shelby County Airport Authority (MSCAA) or its tenants. All drawings received from MSCAA or produced for MSCAA as a work product shall be regarded as privileged information, not to be released to others without the express written permission of MSCAA. Your acceptance of the released materials establishes your understanding of, and commitment to, providing adequate control of the materials issued and produced.

ISSUED FOR BID

NO.	DESCRIPTION	DATE	BY
REVISIONS			

PROJECT:
TAXIWAY BRAVO RECONFIGURATION (HOT SPOT 1)

SHEET TITLE:
PHASING PLAN PHASE 3

MSCAA NO. **18-1413-04**
DWG. FILE NAME **G-PH-15.DWG**
DATE **05/08/26** DWG NO.
SCALE **G-PH-15**
FACILITY NO. **NONE** SHEET NO.

Drawing name: L:\18-1413-02\DRAWINGS\G-PH-15.dwg 22x34 May 07, 2026 2:11pm by: tlgibson